



● ART. F AA 1401 01 04

H = 2000 mm


METAL COLOURS 



GREY
RAL 7000
.01



GREEN
RAL 6011
.02



BLUE
RAL 5012
.04



GREY
RAL 7035
.08



CYLINDER LOCK (KEY)
Supplied standard with cylinder lock
and two keys



PARTITIONING MATERIAL SEE PAGE 571/379



CONFIGURE YOUR CABINET SEE PAGE 567

KEY



DRAWER
CAPACITY



EXTENSION
DRAWER



CABINET
CLOSING



ALL INDICATED LOAD CAPACITY VALUES ARE NET AND REFER TO EVENLY DISTRIBUTED WEIGHTS

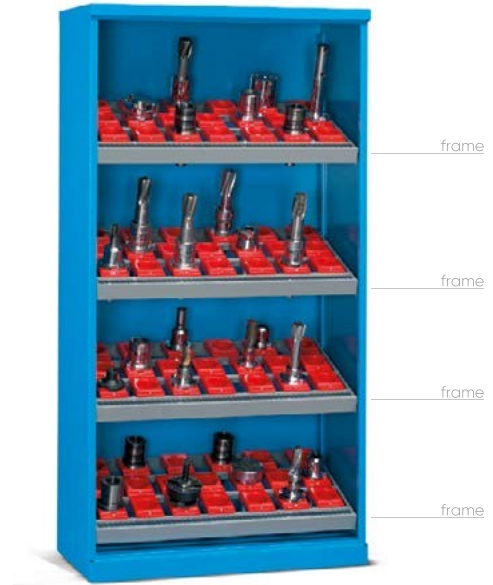
H 2000 mm



ART.		kg		
F AA 1401 01 04		100	100%	-

With 4 frame* - Tool holders not included

H 2000 mm



ART.		kg		
F AA 1401 02 04		-	-	-

With 4 frame - Tool holders not included

H 2000 mm



ART.		kg		
F AA 1400 17 04		100	100%	key

With 4 frame* - Tool holders not included

H 2000 mm



ART.		kg		
F AA 1400 18 04		-	-	key

With 4 frame - Tool holders not included

*PAIR OF CARRIERS ART. F NC 5630 00 01 ARE INCLUDED INTO THE FRAMES OF THE DRAWERS



TOOL HOLDERS SEE PAGE 546

H 2000 mm



ART.				
F AA 1402 07 04		100	100%	key

With 4 frame* - Tool holders not included - 3 mm thickness polycarbonate doors

H 2000 mm



ART.				
F AA 1402 08 04		-	-	key

With 4 frame - Tool holders not included - 3 mm thickness polycarbonate doors



ART. F AA 1400 19 08

- CABINET WITH HINGED DOORS including:
- 2 drawers (100 kg)
 - 2 tool holder frames for drawers
 - 1 height adjustable tool holder frame
 - 2 height adjustable galvanised shelves (100 kg)
 - Dim. mm 1023x555x2000 H
 - Tools, tool holders and toolboxes not included

H 2200 mm



H 2200 mm



ART.				
F AA 1800 07 04		100	100%	key

With 4 frame* - Tool holders not included

ART.				
F AA 1800 08 04		100	100%	key

With 4 frame - Tool holders not included



ART. F AA 1800 09 08

ROLLER SHUTTER CABINET including:
 2 height adjustable tool holder frames
 2 height adjustable galvanised shelves (100 kg)
 Dim. mm 1023x555x2200 H
 Tools, tool holders and toolboxes not included

*PAIR OF CARRIERS ART. F NC 5630 00 01 ARE INCLUDED INTO THE FRAMES OF THE DRAWERS



TOOL HOLDERS SEE PAGE 546

H 2000 mm



ART.		kg		
F AB 8302 05 04		100	100%	-

With 8 frames* - Tool holders not included - 4 mm thickness polycarbonate doors

H 2000 mm



ART.		kg		
F AB 8300 12 04		100	100%	-

With 8 frames* - Tool holders not included

*PAIR OF CARRIERS
ART. F NC 5630 00 01 ARE
INCLUDED INTO THE FRAMES OF
THE DRAWERS



CONFIGURE YOUR CABINET



EMPTY CABINET

ART.		kg		
F AA 1401 00 04		800	-	-

External dimensions mm 1023x555x2000 H
Internal dimensions mm 995x500x1850 H



EMPTY CABINET WITH ROLLER SHUTTER

ART.		kg		
F AA 1800 00 04		800	-	-

External dimensions mm 1023x555x2200 H
Internal dimensions mm 995x500x1820 H



EMPTY CABINET WITH SLIDING DOORS

ART.		kg		
F AB 8300 00 04		800 800	-	-

External dimensions mm 2046x600x2000 H
Internal dimensions per compartment mm 995x500x1850 H



EMPTY CABINET WITH SLIDING POLYCARBONATE DOORS

ART.		kg		
F AB 8302 00 04		800 800	-	-

External dimensions mm 2046x600x2000 H
Internal dimensions per compartment mm 995x500x1850 H
4 mm thickness polycarbonate doors

The cabinets are standard supplied with 2 floor / wall fixing brackets

H 2000 mm



EMPTY CABINET WITH DOORS

ART.		kg		
F AA 1400 00 04		800	-	-

External dimensions mm 1023x555x2000 H
Internal dimensions mm 995x500x1850 H

H 2000 mm



EMPTY CABINET WITH DOORS WITH PERFORATED PANELS

ART.		kg		
F AA 1403 00 04		800	-	-

External dimensions mm 1023x555x2000 H
Internal dimensions mm 995x500x1850 H
Load capacity of each individual door 40 kg

H 2000 mm



EMPTY CABINET WITH POLYCARBONATE DOORS

ART.		kg		
F AA 1402 00 04		800	-	-

External dimensions mm 1023x555x2000 H
Internal dimensions mm 995x500x1850 H
3 mm thickness polycarbonate doors



THE CABINET MUST BE SECURED TO THE FLOOR OR WALL.
THE CABINET WITH DOORS WITH PERFORATED PANELS MUST BE FIXED TO THE WALL.

IF ONE OR MORE DRAWERS ARE FITTED, THE CABINETS MUST BE SECURED TO THE FLOOR OR TO THE WALL (IF THE DRAWERS ARE FITTED AT A HEIGHT OVER 1000 mm FROM THE FLOOR, THE CABINET MUST BE SECURED TO THE WALL ONLY).

DRAWERS FITTED INTO THE CABINET COMPARTMENTS HAVE A TOTAL MAXIMUM LOAD CAPACITY OF 350 kg REGARDLESS OF THE LOAD CAPACITY OF THE CABINET.

The cabinets are standard supplied with 2 floor / wall fixing brackets



INCLUDING
4 SUPPORTS

TOOL HOLDER FRAMES 3-ROWS FOR DRAWERS

ART.			Dim. mm
F NC 5160 00 01		150	965x444x69 H

COLOUR GREY RAL 7000


01 RAL 7000
 02 RAL 6011
 04 RAL 5012



THE FRAMES ARE ADJUSTABLE IN HEIGHT AND CAN BE INSTALLED HORIZONTALLY/AT AN ANGLE




PARTITIONING MATERIAL SEE PAGE 571



NORMAL OR TELESCOPIC EXTENSION DRAWER 54x27 EH

ART.				Usable dim. mm
F AC 1200 00 04		87%	50	906x447x85 H
F AC 1250 00 04		100%	100	906x447x85 H

01 RAL 7000
 02 RAL 6011
 04 RAL 5012



PAIR OF NORMAL OR TELESCOPIC EXTENSION DRAWERS 24x27 EH

ART.				Usable dim. mm
F AC 1600 00 04		87%	50*	396x447x85 H
F AC 1650 00 04		100%	60*	396x447x85 H

*LOAD CAPACITY OF EACH DRAWERS

01 RAL 7000
 02 RAL 6011
 04 RAL 5012



ADJUSTABLE SHELF, DEPTH 500 mm

ART.		Dim. mm
F AC 2500 01 99	100	995x500x35 H
F AC 2500 03 99*	180*	995x500x35 H

INCLUDING 4 HOOKS - *with 1 strengthening bar



PARTITIONING MATERIAL SEE
PAGE 571



TOOL HOLDER FRAMES 3-ROWS FOR DRAWERS

ART.	kg	Dim. mm
F NC 5140 00 01	-	890x444x69 H

COLOUR GREY RAL 7000

PAIR OF CARRIERS

ART.	For length tapers ref. A	Dim. mm
F NC 5630 00 01	A = 93/118/143	446x86 H

F NC 5830 00 01	A = 143/168/193	446x136 H
------------------------	-----------------	-----------

COLOUR GREY RAL 7000

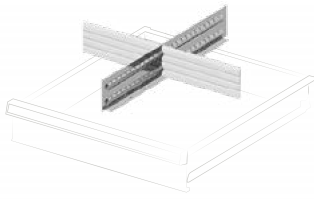


ART.	TOOL HOLDER TYPE	Q.TY FOR FRAME F NC 5160	Q.TY FOR FRAME F NC 5140
F NC 9510 00 03	ISO 30	42	39
F NC 9530 00 03	ISO 40	42	39
F NC 9540 00 03	ISO 45	33	30
F NC 9550 00 03	ISO 50	27	24
F NC 9560 00 03	VDI 30	42	39
F NC 9570 00 03	VDI 40	33	30
F NC 9580 00 03	VDI 50	33	30
F NC 9590 00 03	VDI 60	27	24
F NC 9720 00 03	MORSE TAPER 2	42	39
F NC 9730 00 03	MORSE TAPER 3	42	39
F NC 9740 00 03	MORSE TAPER 4	42	39
F NC 9750 00 03	MORSE TAPER 5	33	30
F NC 9270 00 03	CAPTO C3	42	39
F NC 9275 00 03	CAPTO C4	33	30
F NC 9280 00 03	CAPTO C5	33	30

ART.	TOOL HOLDER TYPE	Q.TY FOR FRAME F NC 5160	Q.TY FOR FRAME F NC 5140
F NC 9285 00 03	CAPTO C6	33	30
F NC 9290 00 03	CAPTO C8	24	24
F NC 9210 00 03	HSK A32-B40	42	39
F NC 9220 00 03	HSK A40-B50	42	39
F NC 9230 00 03	HSK A50-B63	33	30
F NC 9240 00 03	HSK A63-B80	33	30
F NC 9250 00 03	HSK A80-B100	24	24
F NC 9260 00 03	HSK A100-B125	24	24
F NC 9640 00 03	2"	33	30
F NC 9650 00 03	2" 1/4	27	24
F NC 9010 00 03	58 mm	48	42
F NC 9020 00 03	65 mm	42	39
F NC 9030 00 03	75 mm	36	33
F NC 9040 00 03	87 mm	30	27
F NC 9050 00 03	105 mm	24	24

24x27 EH


PARTITIONING MATERIAL



ART. for front height mm

F FH 0050 01 00 100


Set including: 1 slotted partition 455 mm,
2 plain partitions 200 mm



ART. for front height mm

F FH 0050 02 00 100


Set including: 2 slotted partitions 455 mm,
3 plain partitions 132 mm



ART. for front height mm

F FH 0050 03 00 100

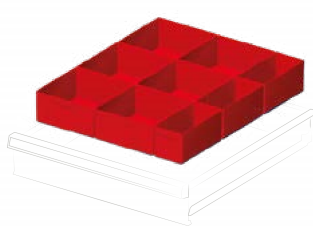
Set including: 3 slotted partitions 455 mm,
4 plain partitions 98 mm



ART. for front height mm

F FH 0050 07 00 100


Set including: 1 slotted partition 455 mm,
4 plastic boxes 150x75 mm,
4 plastic boxes 150x150 mm



ART. for front height mm

F FH 0050 08 00 100

Set including: 3 plastic boxes 150x75 mm,
6 plastic boxes 150x150 mm

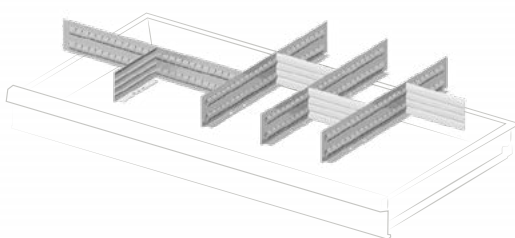


ART. for front height mm

F FH 0050 09 00 100

Set including: 15 plastic boxes 150x75 mm

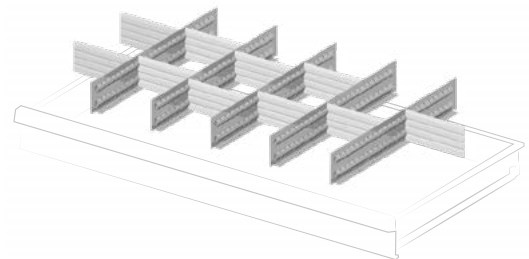
54x27 EH



ART. for front height mm

F FH 0200 01 00 100

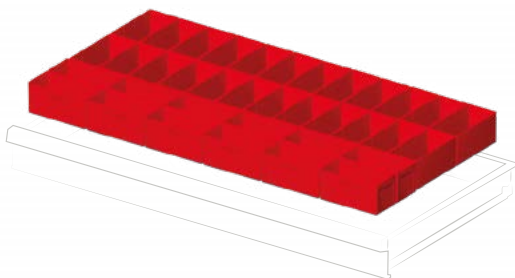
Set including: 4 slotted partitions 455 mm,
4 plain partitions 149 mm



ART. for front height mm

F FH 0200 02 00 100

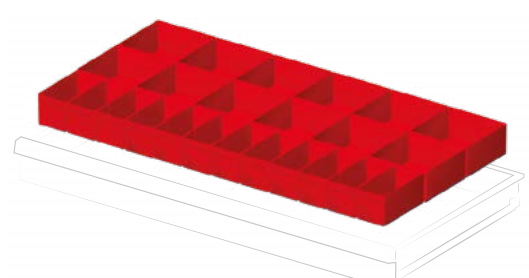
Set including: 5 slotted partitions 455 mm,
10 plain partitions 149 mm



ART. for front height mm

F FH 0200 05 00 100

Set including: 36 plastic boxes 150x75 mm

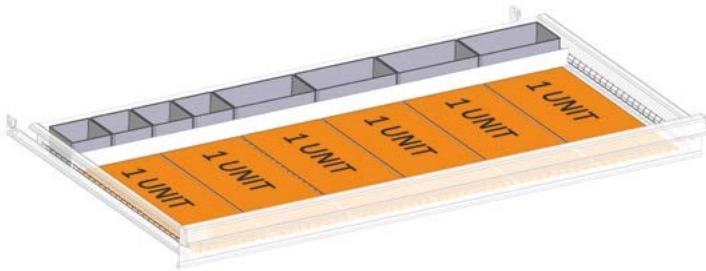


ART. for front height mm

F FH 0200 06 00 100

Set including: 12 plastic boxes 150x75 mm,
12 plastic boxes 150x150 mm

CONFIGURE A FAMI DRAWER WITH BETA TOOLS



ART. F FH 4007 50 07

Drawer pre-setting kit for Beta thermoformed trays consisting of:
 no. 4 F HC 6071 00 07
 no. 4 F HC 6471 00 07
 no. 1 F HA 2150 00 99

1 unit = 1 Beta thermoformed tray (367x147 mm)



EXAMPLES OF THERMOFORMED TRAY USE

