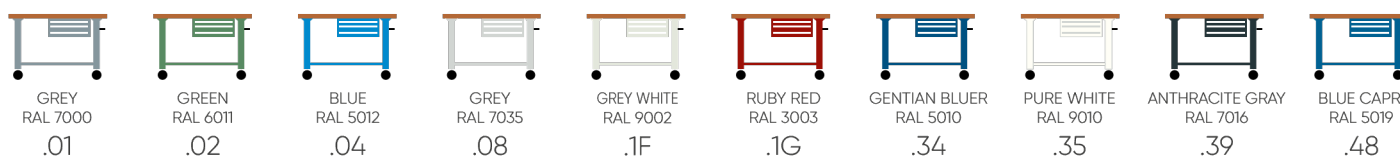




● ART. M CA C228 C010 03 04
H = 840 mm - 1 drawer

METAL COLOURS



PLASTIC parts colour range DARK GREY .M0

CONFIGURE YOUR BENCH FROM PAGE 807

MULTI-PURPOSE-PANEL SEE PAGE 859

PARTITIONING MATERIAL SEE PAGE 157/379

DRAWER PRE-SETTING KIT SEE PAGE 158

KEY

DEPTH CLOSURE BENCH CAPACITY

! ALL INDICATED LOAD CAPACITY VALUES ARE NET AND REFER TO EVENLY DISTRIBUTED WEIGHTS

MULTIPLEX WORKTOP THICKNESS 40 mm



ART.				
M CA C228 0000 02 04		750 mm	-	240
M CA C328 0000 02 04		800 mm	-	240



ART.				
M CA C228 0000 05 04		750 mm	-	240
M CA C328 0000 05 04		800 mm	-	240

H 890/1290 mm



Cabinet dim. mm 561x726x200 H (27x36 EH)

ART.				
● M CA C228 C010 03 04		750 mm	key	220
M CA C328 C010 03 04		800 mm	key	220



Cabinet dim. mm 561x726x200 H (27x36 EH)

ART.				
M CA C228 C010 06 04		750 mm	key	220
M CA C328 C010 06 04		800 mm	key	220

H 890/1290 mm



Cabinet dim. mm 561x726x400 H (27x36 EH)

ART.				
M CA C228 S010 04 04		750 mm	key	200
M CA C328 S010 04 04		800 mm	key	200
M CA C228 P210 04 04		750 mm	code	200
M CA C328 P210 04 04		800 mm	code	200



Cabinet dim. mm 561x726x400 H (27x36 EH)

ART.				
M CA C228 S010 07 04		750 mm	key	200
M CA C328 S010 07 04		800 mm	key	200
M CA C228 P210 07 04		750 mm	code	200
M CA C328 P210 07 04		800 mm	code	200

H 890/1290 mm



2 standard rubber swivel wheels with brake Ø 125 mm
2 standard rubber fixed wheels Ø 125 mm



ART. M CA C242 C010 09 04

H = 840 mm - 1 drawer (H = 200 mm)
Cabinet dim. mm 561x726x300 H (27x36 EH)

METAL COLOURS

- | | | | | | | | | | |
|-------------------------|--------------------------|-------------------------|-------------------------|-------------------------------|-----------------------------|----------------------------------|-------------------------------|------------------------------------|-------------------------------|
| | | | | | | | | | |
| GREY
RAL 7000
.01 | GREEN
RAL 6011
.02 | BLUE
RAL 5012
.04 | GREY
RAL 7035
.08 | GREY WHITE
RAL 9002
.1F | RUBY RED
RAL 3003
.1G | GENTIAN BLUER
RAL 5010
.34 | PURE WHITE
RAL 9010
.35 | ANTHRACITE GRAY
RAL 7016
.39 | BLUE CAPRI
RAL 5019
.48 |

PLASTIC parts colour range DARK GREY .M0

CONFIGURE YOUR BENCH FROM PAGE 807

MULTI-PURPOSE-PANEL SEE PAGE 859

PARTITIONING MATERIAL SEE PAGE 157/379

DRAWER PRE-SETTING KIT SEE PAGE 158

KEY

DEPTH CLOSURE BENCH CAPACITY

! ALL INDICATED LOAD CAPACITY VALUES ARE NET AND REFER TO EVENLY DISTRIBUTED WEIGHTS

MULTIPLEX WORKTOP THICKNESS 40 mm



ART.				
M CA C242 0000 02 04	750 mm	-	240	
M CA C342 0000 02 04	800 mm	-	240	



H 890/1290 mm

ART.				
M CA C242 0000 05 04	750 mm	-	240	
M CA C342 0000 05 04	800 mm	-	240	



1 drawer
100

Cabinet dim. mm 561x726x200 H (27x36 EH)

ART.				
M CA C242 C010 03 04	750 mm	key	220	
M CA C342 C010 03 04	800 mm	key	220	



1 drawer
100

Cabinet dim. mm 561x726x200 H (27x36 EH)

H 890/1290 mm

ART.				
M CA C242 C010 06 04	750 mm	key	220	
M CA C342 C010 06 04	800 mm	key	220	



3 drawers
50
100
150

Cabinet dim. mm 561x726x400 H (27x36 EH)

ART.				
M CA C242 S010 04 04	750 mm	key	200	
M CA C342 S010 04 04	800 mm	key	200	
M CA C242 P210 04 04	750 mm	code	200	
M CA C342 P210 04 04	800 mm	code	200	



3 drawers
50
100
150

Cabinet dim. mm 561x726x400 H (27x36 EH)

H 890/1290 mm

ART.				
M CA C242 S010 07 04	750 mm	key	200	
M CA C342 S010 07 04	800 mm	key	200	
M CA C242 P210 07 04	750 mm	code	200	
M CA C342 P210 07 04	800 mm	code	200	



2 standard rubber swivel wheels with brake Ø 125 mm
2 standard rubber fixed wheels Ø 125 mm



● **ART. M CA C270 S010 04 04**
H = 840 mm - 3 drawers

METAL COLOURS

GREY RAL 7000 .01	GREEN RAL 6011 .02	BLUE RAL 5012 .04	GREY RAL 7035 .08	GREY WHITE RAL 9002 .1F	RUBY RED RAL 3003 .1G	GENTIAN BLUER RAL 5010 .34	PURE WHITE RAL 9010 .35	ANTHRACITE GRAY RAL 7016 .39	BLUE CAPRI RAL 5019 .48

PLASTIC parts colour range DARK GREY .M0

CONFIGURE YOUR BENCH FROM PAGE 807

MULTI-PURPOSE-PANEL SEE PAGE 859

PARTITIONING MATERIAL SEE PAGE 157/379


DRAWER PRE-SETTING KIT SEE PAGE 158

KEY

DEPTH CLOSURE BENCH CAPACITY

! ALL INDICATED LOAD CAPACITY VALUES ARE NET AND REFER TO EVENLY DISTRIBUTED WEIGHTS

MULTIPLEX WORKTOP THICKNESS 40 mm



ART.				
M CA C270 0000 02 04	750 mm	-	-	220
M CA C370 0000 02 04	800 mm	-	-	220



ART.				
M CA C270 0000 05 04	750 mm	-	-	220
M CA C370 0000 05 04	800 mm	-	-	220

H 890/1290 mm



Cabinet dim. mm 561x726x200 H (27x36 EH)

ART.				
M CA C270 C010 03 04	750 mm	key	-	200
M CA C370 C010 03 04	800 mm	key	-	200



Cabinet dim. mm 561x726x200 H (27x36 EH)

ART.				
M CA C270 C010 06 04	750 mm	key	-	200
M CA C370 C010 06 04	800 mm	key	-	200

H 890/1290 mm



Cabinet dim. mm 561x726x400 H (27x36 EH)

ART.				
M CA C270 S010 04 04	750 mm	key	-	180
M CA C370 S010 04 04	800 mm	key	-	180
M CA C270 P210 04 04	750 mm	code	-	180
M CA C370 P210 04 04	800 mm	code	-	180



Cabinet dim. mm 561x726x400 H (27x36 EH)

ART.				
M CA C270 S010 07 04	750 mm	key	-	180
M CA C370 S010 07 04	800 mm	key	-	180
M CA C270 P210 07 04	750 mm	code	-	180
M CA C370 P210 07 04	800 mm	code	-	180

H 890/1290 mm



2 standard rubber swivel wheels with brake Ø 125 mm
2 standard rubber fixed wheels Ø 125 mm

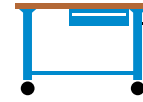
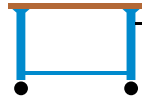
CONFIGURE YOUR BENCH



ART. M CA C270 S0 10 08 FD

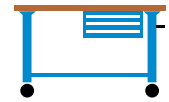
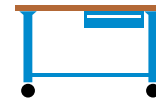
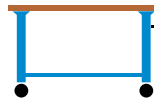
Master workbench with 1 cabinet with 3 drawers
(H front 1x50 - 1x100 - 1x150) +
1 cabinet with 2 drawers (H front 1x100 - 1x200)
Standard rubber wheels Ø 125 mm
Dim. mm 2000x750x840 H
METAL COLOURS GREY WHITE RAL 7035 +
GENTIAN BLUE RAL 5010
PLASTIC COLOUR DARK GREY
TOOLS NOT INCLUDED

WORKBENCH CAPACITY
WIDTH 1300 mm




WHEELS	WORKTOP THICKNESS mm	kg	kg	kg
standard rubber	40	240	220	200
non-marking rubber	40	240	220	200
elastic rubber	40	600	600	600
polyurethane	40	500	500	500
nylon	40	600	600	600

WORKBENCH CAPACITY
WIDTH 1500 mm



WHEELS	WORKTOP THICKNESS mm	kg	kg	kg
standard rubber	40	240	220	200
non-marking rubber	40	240	220	200
elastic rubber	40	600	600	600
polyurethane	40	500	500	500
nylon	40	600	600	600

WORKBENCH CAPACITY
WIDTH 2000 mm



WHEELS	WORKTOP THICKNESS mm	kg	kg	kg
standard rubber	40	220	200	180
non-marking rubber	40	220	200	180
elastic rubber	40	500	500	500
polyurethane	40	450	450	450
nylon	40	500	500	500

TOP

MULTIPLEX
BEECH WOOD



3 BEECH WOOD
CROSS LAYERS




MULTIPLEX WITH
LAMINATE AND
SOLID WOOD
EDGES



GREY

MULTIPLEX WITH
LAMINATE AND
SOLID WOOD
EDGES



BLUE

THICKNESS mm	DIM. mm	ART.	ART.	ART.	ART.
40	1300x750	F BI A228 00 00	-	F BH A228 00 08	F BH A228 00 04
	1300x800	F BI A328 00 00	-	F BH A328 00 08	F BH A328 00 04
	1500x750	F BI A242 00 00	-	F BH A242 00 08	F BH A242 00 04
	1500x800	F BI A342 00 00	-	F BH A342 00 08	F BH A342 00 04
	2000x750	F BI A270 00 00	-	F BH A270 00 08	F BH A270 00 04
	2000x800	F BI A370 00 00	-	F BH A370 00 08	F BH A370 00 04

COVER THICKNESS 12/10 mm IN MICROPERFORATED STEEL FOR MULTIPLEX SHELVES WITH H 20 mm "L"-SHAPING AT THE FRONT AND REAR, RESISTANT TO ABRASION AND EXPOSURE TO OIL AND GREASE



DIM. mm	ART. THICKNESS 20 mm
1300x750	F BL 7915 00 99
1300x800	F BL 7920 00 99
1500x750	F BL 7930 00 99
1500x800	F BL 7935 00 99
2000x750	F BL 7960 00 99
2000x800	F BL 7965 00 99

COVER THICKNESS 8/10 mm MADE OF STEEL COVERED WITH OIL-PROOF RUBBER 12/10 - 15/10 mm FOR MULTIPLEX SHELVES, H 20 mm, AT THE FRONT AND REAR "L" SHAPING




DIM. mm	ART. THICKNESS 20 mm
1300x750	F BL 2245 00 07
1300x800	F BL 2250 00 07
1500x750	F BL 2260 00 07
1500x800	F BL 2265 00 07
2000x750	F BL 2290 00 07
2000x800	F BL 2295 00 07

LAMINATE
COVERED
MULTIPLEX



GREY

LAMINATE
COVERED
MULTIPLEX

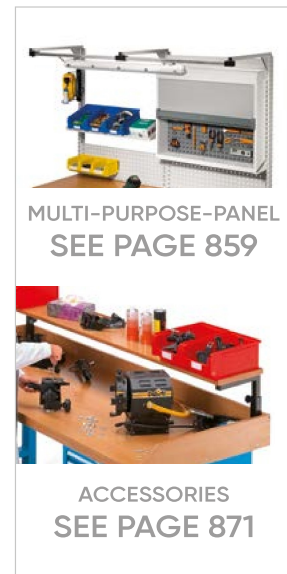


BLUE

ESD WORKTOP
ON REQUEST



ART.	ART.
F BH B228 00 08	F BH B228 00 04
F BH B328 00 08	F BH B328 00 04
F BH B242 00 08	F BH B242 00 04
F BH B342 00 08	F BH B342 00 04
F BH B270 00 08	F BH B270 00 04
F BH B370 00 08	F BH B370 00 04





LEG WITH FIXED WHEELS H 800 mm

ART.		wheels Ø 125 mm
F BL 6075 A0 04		standard rubber
F BL 6075 G0 04		non-marking rubber
F BL 6075 D0 04		elastic rubber
F BL 6075 K0 04		polyurethane
F BL 6075 N0 04		nylon

Dim. mm 80x726x800 H



LEG WITH SWIVEL WHEELS WITH BRAKE AND HANDLE H 800 mm

ART.		wheels Ø 125 mm
F BL 6090 C0 04		standard rubber
F BL 6090 IO 04		non-marking rubber
F BL 6090 FO 04		elastic rubber
F BL 6090 MO 04		polyurethane
F BL 6090 Q0 04		nylon

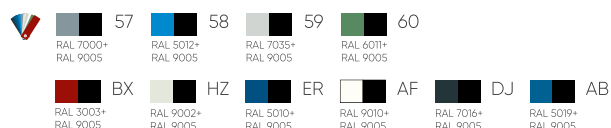
Dim. mm 80x726x800 H



ADJUSTABLE LEG WITH FIXED WHEELS H 850/1250 mm

ART.		wheels Ø 125 mm
F BL 6055 A0 _ _		standard rubber
F BL 6055 G0 _ _		non-marking rubber
F BL 6055 D0 _ _		elastic rubber
F BL 6055 K0 _ _		polyurethane
F BL 6055 N0 _ _		nylon

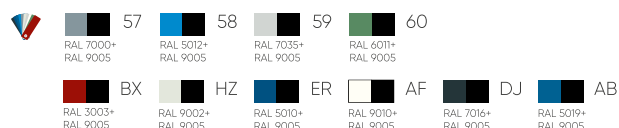
Dim. mm 80x726x850/1250 H



ADJUSTABLE LEG WITH SWIVEL WHEELS WITH BRAKE AND HANDLE H 850/1250 mm

ART.		wheels Ø 125 mm
F BL 6056 C0 _ _		standard rubber
F BL 6056 IO _ _		non-marking rubber
F BL 6056 FO _ _		elastic rubber
F BL 6056 MO _ _		polyurethane
F BL 6056 Q0 _ _		nylon


Dim. mm 80x726x850/1250 H



ART. F BL 9021 00 00
 PRE-ASSEMBLING SET FOR BENCH LEG/
 CABINET INCLUDING DRILLING AND
 FIXING SCREWS




CROSS ELEMENT FOR MOBILE BENCHES 1300 mm

ART.		Width mm
F BL 6605 00 04		980



CROSS ELEMENT FOR MOBILE BENCHES 1500 mm

ART.		Width mm
F BL 6610 00 04		1180



CROSS ELEMENT FOR MOBILE BENCHES 2000 mm

ART.		Width mm
F BL 6620 00 04		1680



WORK ROL - MASTER



MULTI-PURPOSE-PANEL SEE PAGE 859



ART. F BL 9011 00 00
WOODEN SHELF DRILLING AND FIXING SCREWS
ART. M 00 T030 MD 00 FO 00
CABINET TOP SHELF DRILLING

H 200 mm



1 drawer
100

Dim. mm 561x726x200 H

27x36 EH

ART.



kg



M 23 A020 C0 10 05 04 50-75-100 100-96-92% key

CABINET WITHOUT DRAWER ART. **M 23 A020 C0 00 00 04**
DRAWER WITH DARK GREY PLASTIC ART. **M 23 C100 02 10 OF 04**
DRAWER WITHOUT DARK GREY PLASTIC ART. **M 23 C100 02 00 OF 04**

H 300 mm



1 drawer
200

Dim. mm 561x726x300 H

27x36 EH

ART.



kg



M 23 A030 C0 10 06 04 50-75-100 100-96-92% key

CABINET WITHOUT DRAWER ART. **M 23 A030 C0 00 00 04**
DRAWER WITH DARK GREY PLASTIC ART. **M 23 C200 02 10 OF 04**
DRAWER WITHOUT DARK GREY PLASTIC ART. **M 23 C200 02 00 OF 04**

H 400 mm



3 drawers
50
100
150

Dim. mm 561x726x400 H

27x36 EH

ART.



kg



M 23 A040 S0 10 01 04 50-75-100 100-96-92% key

M 23 A040 P2 10 01 04 50-75-100 100-96-92% code



OTHER SOLUTIONS SEE PAGE 137