



## SOLUTION 4 (see page 886)

### METAL COLOURS



GREY  
RAL 7000  
.01



GREEN  
RAL 6011  
.02



BLUE  
RAL 5012  
.04



GREY  
RAL 7035  
.08




GREY WHITE  
RAL 9002  
.1F



RUBY RED  
RAL 3003  
.1G



GENTIAN BLUE  
RAL 5010  
.34



PURE WHITE  
RAL 9010  
.35



ANTHRACITE GREY  
RAL 7016  
.39



BLUE CAPRI  
RAL 5019  
.48

## FOR WOODEN TOPS



HOOKS SEE PAGE 893

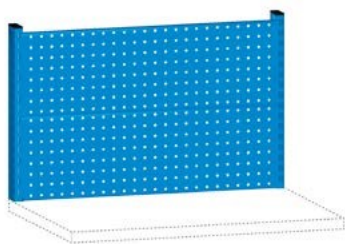


CONFIGURE YOUR MULTI-PURPOSE PANEL  
FROM PAGE 875



ALL INDICATED LOAD CAPACITY VALUES ARE NET AND REFER TO EVENLY DISTRIBUTED WEIGHTS

H 634 mm



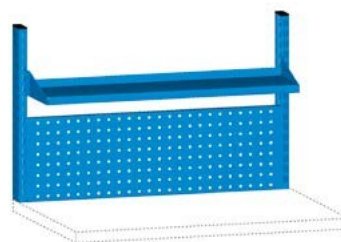
ART.



**F BL A010 03 04**

2 support columns 634 mm H ART. F BL 7530 00 04  
2 perforated panels 972x304 mm ART. F BL 7620 00 04

H 634 mm




ART.



**F BL A010 25 04**

2 support columns 634 mm H ART. F BL 7530 00 04  
1 perforated panel 972x304 mm ART. F BL 7620 00 04  
1 shelf 955x220 mm ART. F BL 7750 00 04

H 938 mm



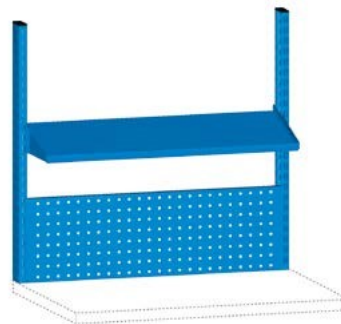
ART.



**F BL A010 04 04**

2 support columns 938 mm H ART. F BL 7535 00 04  
3 perforated panels 972x304 mm ART. F BL 7620 00 04

H 938 mm




ART.



**F BL A010 26 04**

2 support columns 938 mm H ART. F BL 7535 00 04  
1 perforated panel 972x304 mm ART. F BL 7620 00 04  
1 shelf 955x320 mm ART. F BL 7755 00 04

H 1242 mm



ART.



**F BL A010 27 04**

2 support columns 1242 mm H ART. F BL 7540 00 04  
1 perforated panel 972x304 mm ART. F BL 7620 00 04  
1 shelf 955x220 mm ART. F BL 7750 00 04  
1 shelf 955x320 mm ART. F BL 7755 00 04

H 1272 mm



ART.



**F BL A010 28 04**

2 support columns 1242 mm H ART. F BL 7540 00 04  
1 perforated panel 972x304 mm ART. F BL 7620 00 04  
1 shelf 955x220 mm ART. F BL 7750 00 04  
1 shelf 955x320 mm ART. F BL 7755 00 04  
1 pair of carrier arms with aluminium slide track ART. F BL 9810 10 00  
2 single supports for carrier arms mm 34x750x11 H ART. F BL 9805 00 04

H 1242 mm



ART.



**F BL A010 13 04**

2 support columns 1242 mm H ART. F BL 7540 00 04  
1 perforated panel 972x304 mm ART. F BL 7620 00 04  
1 roller shutter cabinet ART. F BL 7011 02 04

H 1272 mm



ART.



**F BL A010 29 04**

2 support columns 1242 mm H ART. F BL 7540 00 04  
1 perforated panel 972x304 mm ART. F BL 7620 00 04  
1 roller shutter cabinet ART. F BL 7011 02 04  
1 pair of carrier arms with aluminium slide track ART. F BL 9810 10 00  
2 single supports for carrier arms mm 34x750x11 H ART. F BL 9805 00 04



SOLUTION 1 (see page 885)








SOLUTION 2 (see page 885)

H 634 mm




ART.



**F BL A015 06 04**

2 support columns 634 mm H ART. F BL 7530 00 04  
2 perforated panels 1457x304 mm ART. F BL 7635 00 04

H 634 mm




ART.



**F BL A015 05 04**

2 support columns 634 mm H ART. F BL 7530 00 04  
1 perforated panel 1457x304 mm ART. F BL 7635 00 04  
1 shelf 1440x220 mm ART. F BL 7795 00 04

H 938 mm




ART.



**F BL A015 07 04**

2 support columns 938 mm H ART. F BL 7535 00 04  
3 perforated panels 1457x304 mm ART. F BL 7635 00 04

H 938 mm



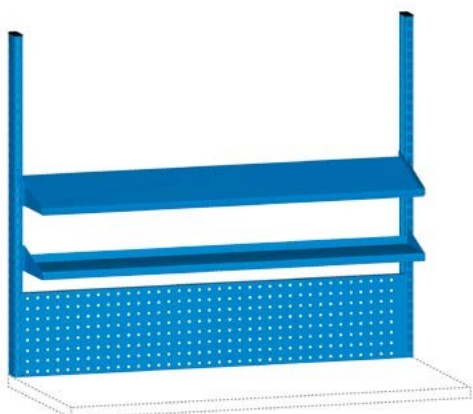
ART.



**F BL A015 22 04**

2 support columns 938 mm H ART. F BL 7535 00 04  
1 perforated panel 1457x304 mm ART. F BL 7635 00 04  
1 shelf 1440x320 mm ART. F BL 7800 00 04

H 1242 mm




ART.



**F BL A015 23 04**

2 support columns 1242 mm H ART. F BL 7540 00 04  
1 perforated panel 1457x304 mm ART. F BL 7635 00 04  
1 shelf 1440x220 mm ART. F BL 7795 00 04  
1 shelf 1440x320 mm ART. F BL 7800 00 04

H 1272 mm




ART.



**F BL A015 24 04**

2 support columns 1242 mm H ART. F BL 7540 00 04  
1 perforated panel 1457x304 mm ART. F BL 7635 00 04  
1 shelf 1440x220 mm ART. F BL 7795 00 04  
1 shelf 1440x320 mm ART. F BL 7800 00 04  
1 pair of carrier arms with aluminium slide track ART. F BL 9815 10 00  
2 single supports for carrier arms mm 34x750x11 H ART. F BL 9805 00 04

H 634 mm



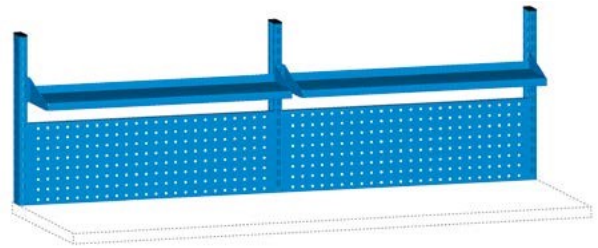
ART.



**F BL A020 07 04**

3 support columns 634 mm H ART. F BL 7530 00 04  
4 perforated panels 972x304 mm ART. F BL 7620 00 04

H 634 mm




ART.



**F BL A020 05 04**

3 support columns 634 mm H ART. F BL 7530 00 04  
2 perforated panels 972x304 mm ART. F BL 7620 00 04  
2 shelves 955x320 mm ART. F BL 7755 00 04

H 938 mm



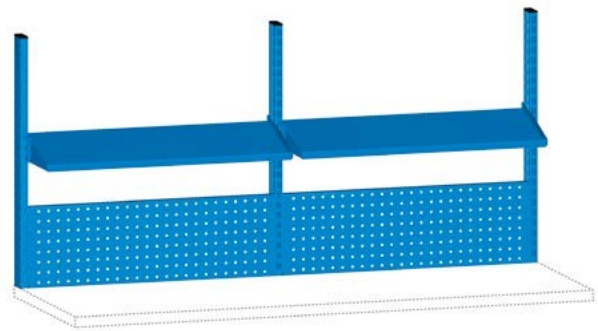
ART.



**F BL A020 08 04**

3 support columns 938 mm H ART. F BL 7535 00 04  
6 perforated panels 972x304 mm ART. F BL 7620 00 04

H 938 mm



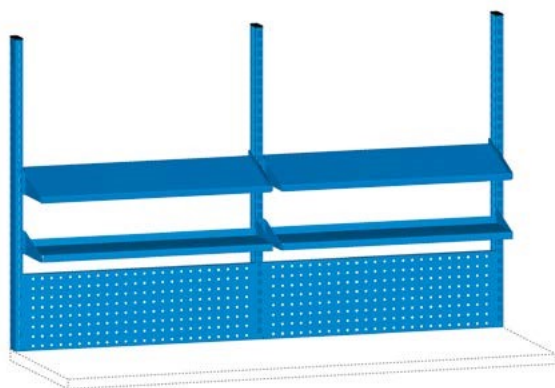
ART.



**F BL A020 38 04**

3 support columns 938 mm H ART. F BL 7535 00 04  
2 perforated panels 972x304 mm ART. F BL 7620 00 04  
2 shelves 955x320 mm ART. F BL 7755 00 04

H 1242 mm




ART.



**F BL A020 39 04**

3 support columns 1242 mm H ART. F BL 7540 00 04  
2 perforated panels 972x304 mm ART. F BL 7620 00 04  
2 shelves 955x220 mm ART. F BL 7750 00 04  
2 shelves 955x320 mm ART. F BL 7755 00 04

H 1272 mm



ART.




**F BL A020 40 04**

3 support columns 1242 mm H ART. F BL 7540 00 04  
3 perforated panels 972x304 mm ART. F BL 7620 00 04  
1 shelf 955x220 mm ART. F BL 7750 00 04  
1 shelf 955x320 mm ART. F BL 7755 00 04  
1 pair of carrier arms with aluminium slide track ART. F BL 9810 10 00  
3 single supports for carrier arms mm 34x750x11 H ART. F BL 9805 00 04  
1 additional slide track ART. F BL 9810 13 00



H 1242 mm



ART.



**F BL A020 19 04**

3 support columns 1242 mm H ART. F BL 7540 00 04  
5 perforated panels 972x304 mm ART. F BL 7620 00 04  
1 roller shutter cabinet ART. F BL 7011 02 04

H 1242 mm



ART.




**F BL A020 41 04**

3 support columns 1242 mm H ART. F BL 7540 00 04  
1 perforated panel 972x304 mm ART. F BL 7620 00 04  
2 shelves 955x220 mm ART. F BL 7750 00 04  
1 shelf 955x320 mm ART. F BL 7755 00 04  
1 roller shutter cabinet ART. F BL 7011 02 04  
1 sealing strip ART. F BL 7063 00 04



**SOLUTION 3** (see page 885)





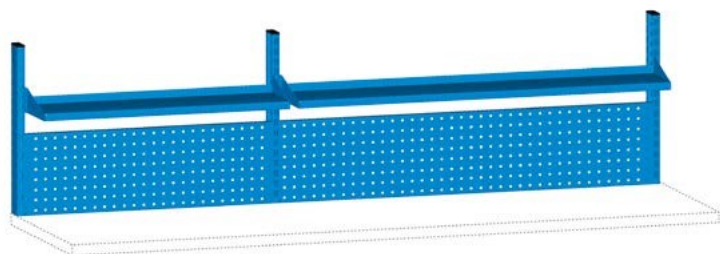
H 634 mm

ART.



**F BL A025 07 04**

3 support columns 634 mm H ART. F BL 7530 00 04  
2 perforated panels 972x304 mm ART. F BL 7620 00 04  
2 perforated panels 1457x304 mm ART. F BL 7635 00 04




H 634 mm

ART.



**F BL A025 06 04**

3 support columns 634 mm H ART. F BL 7530 00 04  
1 perforated panel 972x304 mm ART. F BL 7620 00 04  
1 perforated panel 1457x304 mm ART. F BL 7635 00 04  
1 shelf 955x220 mm ART. F BL 7750 00 04  
1 shelf 1440x220 mm ART. F BL 7795 00 04



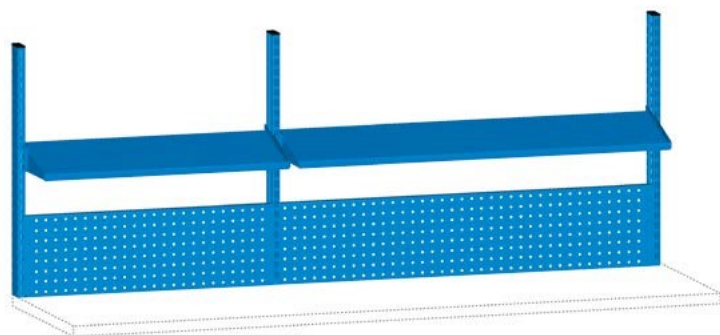
H 938 mm

ART.



**F BL A025 08 04**

3 support columns 938 mm H ART. F BL 7535 00 04  
3 perforated panels 972x304 mm ART. F BL 7620 00 04  
3 perforated panels 1457x304 mm ART. F BL 7635 00 04



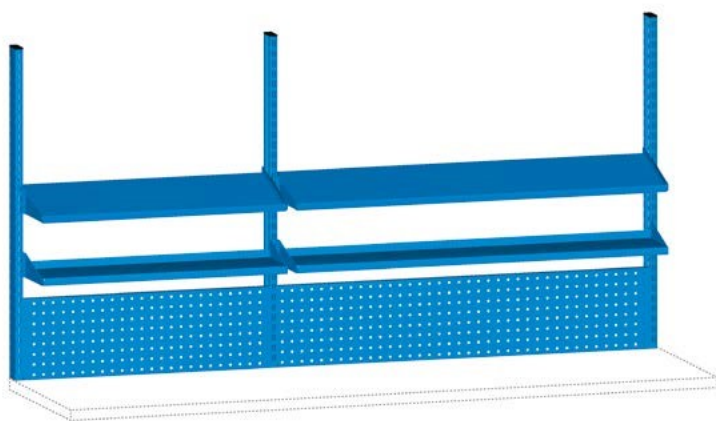
H 938 mm

ART.



**F BL A025 16 04**

3 support columns 938 mm H ART. F BL 7535 00 04  
1 perforated panel 972x304 mm ART. F BL 7620 00 04  
1 perforated panel 1457x304 mm ART. F BL 7635 00 04  
1 shelf 955x220 mm ART. F BL 7750 00 04  
1 shelf 1440x220 mm ART. F BL 7795 00 04




H 1242 mm

ART.



**F BL A025 17 04**

3 support columns 1242 mm H ART. F BL 7540 00 04  
1 perforated panel 972x304 mm ART. F BL 7620 00 04  
1 perforated panel 1457x304 mm ART. F BL 7635 00 04  
1 shelf 955x220 mm ART. F BL 7750 00 04  
1 shelf 955x320 mm ART. F BL 7755 00 04  
1 shelf 1440x220 mm ART. F BL 7795 00 04  
1 shelf 1440x320 mm ART. F BL 7800 00 04



H 1272 mm


ART.




**F BL A025 18 04**

3 support columns 1242 mm H ART. F BL 7540 00 04  
2 perforated panels 972x304 mm ART. F BL 7620 00 04  
1 perforated panel 1457x304 mm ART. F BL 7635 00 04  
1 shelf 1440x220 mm ART. F BL 7795 00 04  
1 shelf 1440x320 mm ART. F BL 7800 00 04  
1 pair of carrier arms with aluminium slide track ART. F BL 9810 10 00  
3 single supports for carrier arms mm 34x750x11 H ART. F BL 9805 00 04  
1 additional slide track ART. F BL 9815 13 00

**SOLUTION 5** (see page 886)







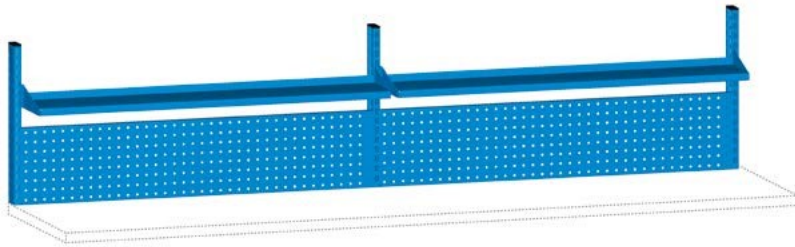
H 634 mm

ART.



**F BL A030 07 04**

3 support columns 634 mm H ART. F BL 7530 00 04  
4 perforated panels 1457x304 mm ART. F BL 7635 00 04




H 634 mm

ART.



**F BL A030 06 04**

3 support columns 634 mm H ART. F BL 7530 00 04  
2 perforated panels 1457x304 mm H ART. F BL 7635 00 04  
2 shelves 1440x220 mm ART. F BL 7795 00 04



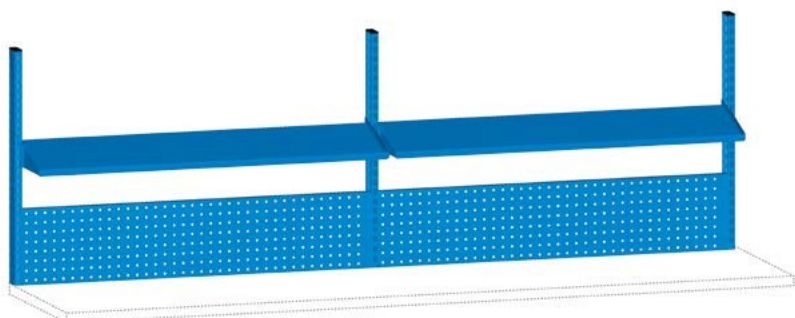
H 938 mm

ART.



**F BL A030 08 04**

3 support columns 938 mm H ART. F BL 7535 00 04  
6 perforated panels 1457x304 mm ART. F BL 7635 00 04



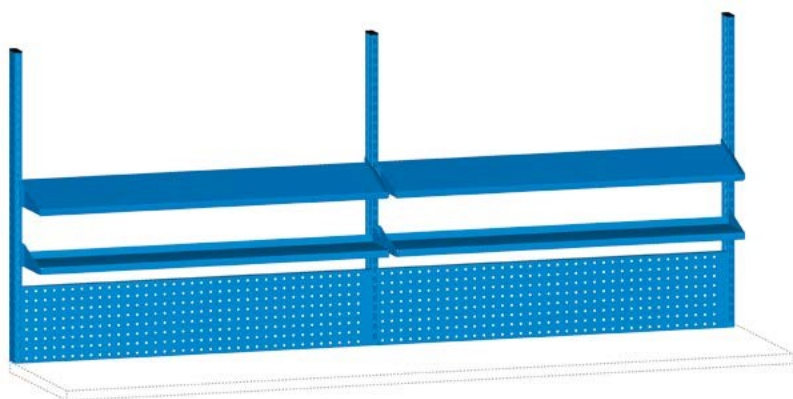
H 938 mm

ART.



**F BL A030 21 04**

3 support columns 938 mm H ART. F BL 7535 00 04  
2 perforated panels 1457x304 mm H ART. F BL 7635 00 04  
2 shelves 1440x220 mm ART. F BL 7795 00 04




H 1242 mm

ART.



F BL A030 22 04

3 support columns 1242 mm H ART. F. BL 7540 00 04  
2 perforated panels 1457x304 mm ART. F. BL 7635 00 04  
2 shelves 1440x220 mm ART. F. BL 7795 00 04  
2 shelves 1440x320 mm ART. F. BL 7800 00 04



H 1272 mm

ART.



F BL A030 23 04

3 support columns 1242 mm H ART. F BL 7540 00 04  
2 perforated panels 1457x304 mm ART. F BL 7635 00 04  
1 shelves 1440x220 mm ART. F BL 7795 00 04  
1 shelves 1440x320 mm ART. F BL 7800 00 04  
1 pair of carrier arms with aluminium slide track ART. F BL 9815 10 00  
3 single supports for carrier arms mm 34x750x11 H ART. F BL 9805 00 04  
1 additional slide track ART. F BL 9815 13 00



**SOLUTION 6** (see page 886)





## BACK UPSTAND FOR 1500 mm WORKTOP

ART.	Dim. mm	
F BL 5730 00 00	1500x12x100 H	
F BL 5800 00 00	1500x20x150 H	
F BL 5870 00 00	1500x20x200 H	

## BACK UPSTAND FOR 2500 mm WORKTOP

ART.	Dim. mm	
F BL 5760 00 00	2500x12x100 H	
F BL 5830 00 00	2500x20x150 H	
F BL 5900 00 00	2500x20x200 H	



## SIDE UPSTAND, DEPTH 750 mm

ART.	Dim. mm	
F BL 5610 00 00	762x12x100 H	
F BL 5635 00 00	770x20x150 H	
F BL 5645 00 00	770x20x200 H	



## 3-EDGE MULTIPLEX SHELF WITH ADJUSTABLE SUPPORTS

ART.	Dim. mm	
F BL A015 01 07	1500x355x215/335 H	
F BL A020 01 07	2000x355x215/335 H	
F BL A025 02 07	2500x355x215/335 H	
F BL A030 02 07	3000x355x215/335 H	

COLOUR BLACK RAL 9005

## BACK UPSTAND FOR 1300 mm WORKTOP

ART.	Dim. mm	
F BL 5720 00 00	1300x12x100 H	
F BL 5790 00 00	1300x20x150 H	
F BL 5860 00 00	1300x20x200 H	

## BACK UPSTAND FOR 2000 mm WORKTOP

ART.	Dim. mm	
F BL 5750 00 00	2000x12x100 H	
F BL 5820 00 00	2000x20x150 H	
F BL 5890 00 00	2000x20x200 H	

## BACK UPSTAND FOR 3000 mm WORKTOP

ART.	Dim. mm	
F BL 5770 00 00	3000x12x100 H	
F BL 5840 00 00	3000x20x150 H	
F BL 5910 00 00	3000x20x200 H	

## SIDE UPSTAND, DEPTH 800 mm

ART.	Dim. mm	
F BL 5630 00 00	812x12x100 H	
F BL 5640 00 00	820x20x150 H	
F BL 5650 00 00	820x20x200 H	





## ROLLER SHUTTER CABINET

ART.		FIXING TYPE	
<b>F BL 7011 01 04</b>		TO THE WALL	
<b>F BL 7011 02 04</b>		AT THE SUPPORT COLUMNS	
<b>F BL 7011 03 04</b>		TO THE WOODEN WORKTOPS	

External dimensions mm 952x210x810 H - Usable dimensions mm 905x150x581 H  
Capacity 50 kg



## ROLLER SHUTTER CABINET

ART.		FIXING TYPE	
<b>F BL 7021 01 04</b>		TO THE WALL	
<b>F BL 7021 03 04</b>		TO THE WOODEN WORKTOPS	

External dimensions mm 952x210x1115 H - Usable dimensions mm 905x150x885 H  
Capacity 50 kg






## ROLLER SHUTTER CABINET

ART.	Dim. mm	FIXING TYPE
F BL 7030 03 _ _	1419x210x810 H	TO THE WOODEN WORKTOPS
F BL 7040 03 _ _	1937x210x810 H	TO THE WOODEN WORKTOPS


 04 08  
 RAL 5012 RAL 7035



## PERFORATED PANELS

ART.	Dim. mm	FIXING TYPE
F DL 7942 00 _ _	1016x93x420 H	TO THE WOODEN WORKTOPS
F DL 7970 00 _ _	1016x93x700 H	TO THE WOODEN WORKTOPS


 01 02 04 08  
 RAL 7000 RAL 6011 RAL 5012 RAL 7035



This type of panel can be applied with an MDF top or with a multiplex worktop.





## WALL-MOUNTING TOOL PANELS

ART.	Dim. mm
F BG 3910 00	1000x850 H
F BG 3915 00	1500x850 H
F BG 3920 00	2000x850 H

 04 
  08  
RAL 5012 RAL 7035



## SHELF FOR PANELS

ART.	Dim. mm
F BG 3940 00	1000x140x146 H
F BG 3945 00	1500x140x146 H
F BG 3950 00	2000x140x146 H

 04 
  08  
RAL 5012 RAL 7035




## HOOK WITH EYELET

ART.
F BG 3970 01 99



## HOOKS WITH PLAIN SUPPORT

ART.	Length mm
F BG 3971 01 99	60
F BG 3972 01 99	110
F BG 3973 01 99	150



## WALL-MOUNTING TOOL PANELS

ART.	Dim. mm
F BE 0670 00	1500x20x670 H
F BE 0675 00	2000x20x670 H

 01 
  02 
  04 
  08  
RAL 7000 RAL 6011 RAL 5012 RAL 7035



HOOKS SEE PAGE 893



## CONFIGURE MULTI-PURPOSE PANEL



### SUPPORT COLUMNS WITH BOTH SIDE DUAL SLOTS FOR WOODEN WORKTOPS

ART.		H mm	kg	
F BL 7530 00 04		634	50	
F BL 7535 00 04		938	50	
F BL 7540 00 04		1242	50	

AVAILABLE ALSO WITH GALVANISED FINISH "CODE 99"



ART. F BL 7540 16/5000  
UNUSABLE FOR THE  
WORK STEEL BENCHES

### SHELF FOR MULTI-PURPOSE PANELS LENGTH 1000 mm

ART.			kg	
F BL 7750 00 04		220 mm	50	
F BL 7755 00 04		320 mm	50	
F BL 7760 00 04		420 mm	50	
F BL 7762 00 04		600 mm	50	

AVAILABLE ALSO WITH GALVANISED FINISH "CODE 99"

### SHELF FOR MULTI-PURPOSE PANELS LENGTH 1500 mm

ART.			kg	
F BL 7795 00 04		220 mm	50	
F BL 7800 00 04		320 mm	50	
F BL 7805 00 04		420 mm	50	



AVAILABLE ALSO WITH GALVANISED FINISH "CODE 99"

### PERFORATED PANEL

ART.		Dim. mm	kg	
F BL 7620 00 04		973x304 H	25	
F BL 7635 00 04		1458x304 H	25	

### PANEL

ART.		Dim. mm	kg	
F BL 7670 00 04		973x304 H	-	
F BL 7685 00 04		1458x304 H	-	





EXAMPLES OF PAIR OF SUPPORTS WITH ALUMINIUM SLIDE TRACK



LENGTH 1000/1500 mm



LENGTH 2000 mm



LENGTH 2500 mm




LENGTH 3000 mm



LENGTH 3000 mm



SINGLE SUPPORT FOR RAIL

ART.		Dim. mm	
F BL 9805 00 04		34x750x114 H	



ALUMINIUM SLIDE TRACK WITH PLASTIC END CONNECTORS

ART.	Length of slide track mm	
F BL 9810 10 00	1000	slide track for assembly with 2 supports
F BL 9815 10 00	1500	slide track for assembly with 2 supports
F BL 9820 10 00	2000	slide track for assembly with 3 supports
F BL 9825 10 00	2500	slide track for assembly with 3 supports
F BL 9830 10 00	3000	slide track for assembly with 3 supports
F BL 9830 11 00	3000	slide track for assembly with 4 supports

THE SLIDE TRACKS WITH LENGHT mm 2000 - 2500 - 3000 ARE SUPPLIED IN VARIOUS SECTIONS.



ADDITIONAL SET OF CONNECTORS

ART.	
F BL 9842 00 07	

The set of connectors is used when the tracks of several workstations have to be joined together for the transit of the trolley.



## PHILIPS WT120C LED18S/840 PSU L600 LAMP

ART.	Dim. mm	
<b>F BL 9905 00 00</b>	661x87x96 H	

Transparent polycarbonate case, IP 65 protection degree, input voltage 220-240V, input frequency 50 to 60 Hz, initial luminous flux 4000 lm, average working life L70B50 50,000 hours, colour temperature 4000K, color rendering index greater than 80, IEC class 1 protection, Schuko power plug. Fixing material included.



## PHILIPS WT120C LED40S/840 PSU L1200 LAMP

ART.	Dim. mm	
<b>F BL 9910 00 00</b>	1223x87x96 H	

Transparent polycarbonate case, IP 65 protection degree, input voltage 220-240V, input frequency 50 to 60 Hz, initial luminous flux 4000 lm, average working life L70B50 50,000 hours, colour temperature 4000K, color rendering index greater than 80, IEC class 1 protection, Schuko power plug. Fixing material included.



## PHILIPS WT120C LED60S/840 PSU L1500 LAMP

ART.	Dim. mm	
<b>F BL 9915 00 00</b>	1504x87x96 H	

Transparent polycarbonate case, IP 65 protection degree, input voltage 220-240V, input frequency 50 to 60 Hz, initial luminous flux 6000 lm, average working life L70B50 50,000 hours, colour temperature 4000K, color rendering index greater than 80, IEC class 1 protection, Schuko power plug. Fixing material included.

## WALDMANN 2x36 W IP 67 LAMP

ART.	Lenght	Ø mm	
<b>F BL 9960 00 00</b>	1090 mm	70	

Technical specifications of lamp: Protected to IP 67 - Neon 2x36W - Electrical input 230V/50Hz - Plug: Schuko - Length of cable 4 m - Tonality: 4000K- Colour rendering (Ra) 80-89  
Fixing material included.



## WALDMANN 1x39 W IP 20 LAMP

ART.	Dim. mm	
<b>F BL 9930 00 08</b>	956x187x50 H	

Technical specifications of lamp: Protected to IP 20 - Neon 1x39W - Electrical input 230V/50Hz - Plug: Schuko - Length of cable 3 m - Tonality: 4000K- Colour rendering (Ra) 80-89  
Fixing material included.







## TRIPLE-JOINTED WALDMANN LAMP 1x36 W IP 20

ART.

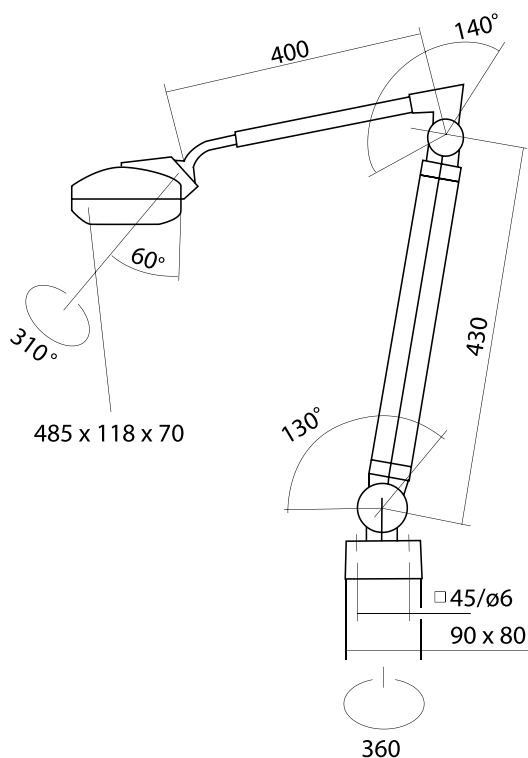
**F BL 9980 00 08**

Structure: casing in aluminium, metallic parabolic diffuser.

The standard lighting system includes: 1 multi-purpose steel support for fixing the clamp, 1 clamp 0-65 mm, 1 triple-jointed lamp.

Technical specifications of lamp: Protected to IP 20 - Neon 1x36W - Electrical input- 230V/50Hz - Plug: Schuko - Length of cable 1,95 m - Tonality 4000K - Colour rendering (Ra) 80-89

COLOUR GREY RAL 7035



## MULTI-PURPOSE SUPPORT

ART.

Dim. mm

**F BL 7461 00 08**

70x60x70 H

COLOUR GREY RAL 7035



## WINDER

ART.

**F BL 9601 01 07**

IP42 230V winder with 10 metres of cable 3x1,5 mm, 2 complete with a heavy duty flying socket 220-250V 16A 2P+E and a Schuko socket 220-250V 10A 2P+E.

The winder is fitted with a bracket for connection to the support columns with dual slots. Power output: with cable wound up 1200W - with cable unwound 1800W



## BALANCER SET

ART.	WITH BALANCER	
<b>F BL 9710 00 00</b>	0,4 - 1 kg	
<b>F BL 9720 00 00</b>	1 - 2 kg	


The set includes: 2 support runners, 1 snap hook, 1 balancer with 1600 mm long steel cable



## SUPPORT RUNNERS

ART.	
<b>R CMV 0034 00</b>	

The support runner is made up of 1 black plastic ring complete with bearings and 1 steel snap hook




## COMPRESSED AIR SET WITH BALANCER AND FILTER

ART.	WITH BALANCER	
<b>F BL 9710 03 00</b>	0,4 - 1 kg	
<b>F BL 9720 03 00</b>	1 - 2 kg	

The set includes: 1 flexible cable Ø 10 mm, 1 T-shaped connector 1/4" with cap (B), 2 retainers, 2 support runners, 1 snap hook, 1 balancer with 1600 mm long steel cable, 1 universal tool coupling 1/4" (A), 1 spiral tube internal diameter 5.5 mm, 1 filter regulator unit with pressure gauge\* which can be used at a maximum pressure of 10 bar, it has a capacity of about 9 litres per second (at point A) and 11 litres per second (at point B) at an operating pressure of 6.3 bar (the capacity can vary according to the technical characteristics of the compressed air supply to which the Fami system is connected). 1/4" unions, 1 tube internal diameter 5.5 mm to drain the filter.

\*Filter regulator unit with pressure gauge and oiler on request







## ADDITIONAL COMPRESSED AIR SET WITH BALANCER

ART.	WITH BALANCER	
<b>F BL 9710 02 00</b>	0,4 - 1 kg	
<b>F BL 9720 02 00</b>	1 - 2 kg	

The set includes: 1 coupling 1/4" (B), 2 retainers, 2 support runners, 1 snap hook, 1 balancer with 1600 mm long steel cable, 1 universal tool coupling (A), 1 spiral tube internal diameter 5.5 mm.



## SWIVEL ARM WITH TWO JOINTS





ART.		kg
F BL 7445 01 _ _	WITH CONTAINERS	15
5 containers PICKING BOX mes. 1 and 3 containers PICKING BOX mes. 2 supplied in yellow colour		
F BL 7445 00 _ _	WITHOUT CONTAINERS	15
 01  02  04  08 <small>RAL 7000 RAL 6011 RAL 5012 RAL 7035</small>		



CONTAINERS SEE PAGE 1071



## SWIVEL ARM WITH TWO JOINTS





ART.		kg
F BL 7445 02 _ _	WITH CONTAINERS	15
15 containers PICKING BOX mes. 1 supplied in yellow colour		
F BL 7445 00 _ _	WITHOUT CONTAINERS	15
 01  02  04  08 <small>RAL 7000 RAL 6011 RAL 5012 RAL 7035</small>		



CONTAINERS SEE PAGE 1071



## SWIVEL ARM WITH TWO JOINTS AND VISUAL BOX





ART.		kg
F BL 7446 01 _ _		15
Complete with 1 VISUAL BOX with 9 drawers and 2 VISUAL BOX with 6 drawers		
 01  02  04  08 <small>RAL 7000 RAL 6011 RAL 5012 RAL 7035</small>		



CONTAINERS SEE PAGE 1109



## SWIVEL ARM WITH TWO JOINTS AND TRAY

ART.		kg
F BL 7455 00 _ _		20
 01  02  04  08 <small>RAL 7000 RAL 6011 RAL 5012 RAL 7035</small>		





Standard IP 30 protection rating electrical components supplied:  
 2 multiple socket boxes with 12 modules  
 1 magnetothermal differential circuit breaker 2P 230V AC10A I Δ N=0.01A  
 2 cable clamps PG11  
 1 cable clamp PG16

2 straight connectors PG16  
 200 cm cable sheath Ø 16 mm  
 1 heavy duty fixed plug 220-250V 16A 2P+E  
 1 complete wiring for 6-9 sockets (depending on the article)  
 6-9 sockets 220-250V 10A 2P+E with hole covers (depending on the article)



RACEWAYS WITH WIRED SOCKETS DIM. 1420x60x85 H mm

ART.	TYPE AND NUMBER OF WIRED SOCKETS					
	D	F	GB	I	CH	IL
F BL 9260 10 08	9	-	-	-	-	-
F BL 9260 20 08	-	9	-	-	-	-
F BL 9260 25 08	4	5	-	-	-	-
F BL 9260 30 08	-	-	6	-	-	-
F BL 9260 35 08	4	-	3	-	-	-
F BL 9260 40 08	-	-	-	9	-	-
F BL 9260 45 08	4	-	-	5	-	-
F BL 9260 50 08	-	-	-	-	9	-
F BL 9260 55 08	4	-	-	-	5	-
F BL 9260 70 08	-	-	-	-	-	9
F BL 9260 75 08	4	-	-	-	-	5

08  
RAL 7035




Galvanised

## PAIR OF FRONT SUPPORTS

ART. F BL 9450 00 99

Pair of supports for fixing to front raceway



RACEWAYS WITH WIRED SOCKETS DIM. 1920x60x85 H mm

ART.	TYPE AND NUMBER OF WIRED SOCKETS					
	D	F	GB	I	CH	IL
F BL 9310 10 08	9	-	-	-	-	-
F BL 9310 20 08	-	9	-	-	-	-
F BL 9310 25 08	4	5	-	-	-	-
F BL 9310 30 08	-	-	6	-	-	-
F BL 9310 35 08	4	-	3	-	-	-
F BL 9310 40 08	-	-	-	9	-	-
F BL 9310 45 08	4	-	-	5	-	-
F BL 9310 50 08	-	-	-	-	9	-
F BL 9310 55 08	4	-	-	-	5	-
F BL 9310 70 08	-	-	-	-	-	9
F BL 9310 75 08	4	-	-	-	-	5

08  
RAL 7035




Galvanised

## PAIR OF REAR SUPPORTS

ART. F BL 9455 00 99

Pair of supports for fixing to rear raceway  
 - For 1940 mm long raceways with pair of rear supports please contact Fami





Dim. mm 85x70x360 H

Standard IP 30 protection rating electrical components supplied:

- 1 multiple socket box with 12 modules
- 1 magnetothermal differential circuit breaker 2P 230V AC10A I Δ N=0.01A
- 2 straight connectors PG16, cm 200 cable sheath Ø 16 mm
- 1 heavy duty fixed plug 220-250V 16A 2P+E
- 1 complete wiring for 3-5 sockets (depending on the article)
- 3-5 sockets 220-250V 10A 2P+E with hole covers (depending on the article)




## MULTIPLE SOCKET BOX PRESE 220V IP30 WITH SIDE SUPPORT

ART.	D	F	GB	I	CH	IL	
F BL 9361 10 59	5	-	-	-	-	-	
F BL 9361 25 59	1	4	-	-	-	-	
F BL 9361 30 59	-	-	3	-	-	-	
F BL 9361 35 59	1	-	2	-	-	-	
F BL 9361 45 59	1	-	-	4	-	-	
F BL 9361 55 59	1	-	-	-	4	-	
F BL 9361 75 59	1	-	-	-	-	4	

## MULTIPLE SOCKET BOX 220V IP30 WITH FRONT SUPPORT

ART.	D	F	GB	I	CH	IL	
F BL 9360 10 59	5	-	-	-	-	-	
F BL 9360 25 59	1	4	-	-	-	-	
F BL 9360 30 59	-	-	3	-	-	-	
F BL 9360 35 59	1	-	2	-	-	-	
F BL 9360 45 59	1	-	-	4	-	-	
F BL 9360 55 59	1	-	-	-	4	-	
F BL 9360 75 59	1	-	-	-	-	4	

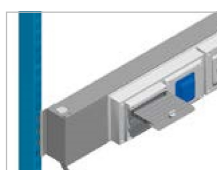


## EMPTY RACEWAY 7 MODULI 220V - 380V

ART.	Dim. mm	Modules	
F BL 9110 01 08	935x75x170 H	7	

For 985 mm long frames

08  
RAL 7035



ART.

F BL 9460 00 99

Pair of supports for fixing to front raceway  
Galvanised

883

Empty raceway complete with 2 side plugs with holes for the pneumatic systems. Holes Ø 22 mm

## EMPTY RACEWAY 12 MODULI 220V - 380V

ART.	Dim. mm	Modules	
F BL 9115 01 08	1420x72x170 H	12	

For 1470 mm long frames

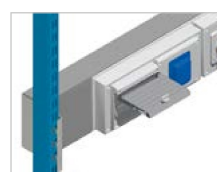
08  
RAL 7035

## EMPTY RACEWAY 16 MODULI 220V - 380V

ART.	Dim. mm	Modules	
F BL 9120 01 08	1920x72x170 H	16	

For 1970 mm long frames

08  
RAL 7035



ART.

F BL 9465 00 99

Pair of supports for fixing to rear raceway  
Galvanised

## THERMOMAGNETIC SWITCH 220V



1 MODULE

ART.	WIRING
<b>F BL 9393 51 00</b>	YES
<b>F BL 9393 52 00</b>	NO

Made up of: control unit with cover, magnetothermic differential circuit breaker 220V 16A 1P+N I  $\Delta$  N=0.03A, 3 metres cable with wander plug CEE 220V  
Protection rating IP40

 THE CABLE IS SUPPLIED SOLELY WIRED TO THE CONTROL UNIT

## MAGNETOTHERMIC 220V



1 MODULE

ART.	WIRING
<b>F BL 9394 51 00</b>	YES
<b>F BL 9394 52 00</b>	NO

Made up of: control unit with cover, magnetothermic differential circuit breaker 220V 16A 1P+N, 3 metres cable with wander plug CEE 220V. Protection rating IP40

 THE CABLE IS SUPPLIED SOLELY WIRED TO THE CONTROL UNIT

## THERMOMAGNETIC SWITCH 380V



1 MODULE

ART.	WIRING
<b>F BL 9393 53 00</b>	YES
<b>F BL 9393 54 00</b>	NO

Made up of: control unit with cover, magnetothermic differential circuit breaker 380V 16A 4P I  $\Delta$  N=0.03A, 3 metres cable with wander plug CEE 380V  
Protection rating IP40

 THE CABLE IS SUPPLIED SOLELY WIRED TO THE CONTROL UNIT

## THERMOMAGNETIC SWITCH 220V



2 MODULES

ART.	WIRING
<b>F BL 9393 55 00</b>	YES
<b>F BL 9393 56 00</b>	NO

Made up of: control unit with cover, magnetothermic differential circuit breaker 220V 16A 1P+N I  $\Delta$  N=0.03A with emergency cut off device, 1 emergency push button, 3 metres cable with wander plug CEE 220V  
Protection rating IP40

 THE CABLE IS SUPPLIED SOLELY WIRED TO THE CONTROL UNIT

## MAGNETOTHERMIC 220V



2 MODULES

ART.	WIRING
<b>F BL 9394 55 00</b>	YES
<b>F BL 9394 56 00</b>	NO

Made up of: control unit with cover, magnetothermic differential circuit breaker 220V 16A 1P+N with emergency cut off device, 1 emergency push button, 3 metres cable with wander plug CEE 220V. Protection rating IP40

 THE CABLE IS SUPPLIED SOLELY WIRED TO THE CONTROL UNIT

## THERMOMAGNETIC SWITCH 380V



3 MODULES

ART.	WIRING
<b>F BL 9393 57 00</b>	YES
<b>F BL 9393 58 00</b>	NO

Made up of: control unit with cover, magnetothermic differential circuit breaker 380V 16A 4P I  $\Delta$  N=0.03A with emergency cut off device, 1 emergency push button, 3 metres cable with wander plug CEE 380V  
Protection rating IP40

 THE CABLE IS SUPPLIED SOLELY WIRED TO THE CONTROL UNIT

## SOCKET SCHUKO



1 MODULE

ART.	WIRING
<b>F BL 9395 57 00</b>	YES
<b>F BL 9395 58 00</b>	NO

Made up of: 1 socket 220V 16A 2P+E  
Protection rating IP40

## SOCKET 380V 3P+N+E



1 MODULE

ART.	WIRING
<b>F BL 9395 51 00</b>	YES
<b>F BL 9395 52 00</b>	NO

Made up of: 1 socket 380V 16A 3P+N+E  
Protection rating IP40



## COVER

ART.
<b>F BL 9384 00 08</b>

## SOCKET 220V 2P+E



1 MODULE

ART.	WIRING
<b>F BL 9395 55 00</b>	YES
<b>F BL 9395 56 00</b>	NO

Made up of: 1 socket 220V CEE 16A 2P+E  
Protection rating IP40

## SOCKET 380V 3P+E



1 MODULE

ART.	WIRING
<b>F BL 9395 53 00</b>	YES
<b>F BL 9395 54 00</b>	NO

Made up of: 1 socket 380V 16A 3P+E  
Protection rating IP40



## PNEUMATIC SUPPLY HOSE

ART.
<b>F BL 9401 02 00</b>

The 3 metres long cable is supplied complete with 1 coupling, 2 male hose fittings with bands, 1 cap. Connectors 3/8"



# EXAMPLE OF TOOL HOLDER WALLS



## **SOLUTION 1 - 1000 mm** (see page 862)

EXAMPLE OF TOOL HOLDER WALL WITH BETA TOOLS AND HOOKS including:

- |  |   |
|--|---|
| 2 support columns 634 mm H ART. F BL 7530 00 1G    | 1 set of tools ART. BETA-024000452 (T234) |
| 1 perforated panel 973x304 mm ART. F BL 7620 00 1F | 1 set of tools ART. BETA-024000451 (T131) |
| 1 shelf mm 955x320 ART. F BL 7755 00 1F            |   |
| 2 containers ART. FAXPBC3A2B001                    |   |
|  | 3 hooks ART. CMV 10 001                   |
|  | 4 hooks ART. CMV 10 037                   |
|  | 1 hook ART. CMV 10 030                    |
|  | 1 hook ART. CMV 10 032                    |
|  | 1 ten-magnets ART. F BL 9541 00 00        |



## **SOLUTION 2 - 1500 mm** (see page 863)

EXAMPLE OF TOOL HOLDER WALL WITH BETA TOOLS AND HOOKS including:

- |  |   |
|--|---|
| 2 support columns 1242 mm H ART. F BL 7540 00 08     | 1 set of tools ART. BETA-024240131 (T131) |
| 2 perforated panels 1458x304 mm ART. F BL 7635 00 08 | 1 set of tools ART. BETA-024240083 (T83)  |
| 1 shelf mm 1440x220 ART. F BL 7795 00 08             | 1 set of tools ART. BETA-024240220 (T220) |
| 2 rail supports ART. F BL 9805 00 08                 |   |
| 1 rail base ART. F BL 9815 10 00                     | 1 hook ART. CMV 10 030                    |
| 1 lamp ART. F BL 9910 00 00                          | 1 hook ART. CMV 10 032                    |
| 1 duct mm 1420x60x85 H ART. F BL 9260 45 08          | 23 hooks ART. CMV 10 037                  |
| 1 pair of supports ART. F BL 9450 00 99              | 3 hooks ART. CMV 10 001                   |
| 6 containers ART. FAXPBC002A004                      | 1 hook ART. CMV 10 022                    |
|  | 1 hook ART. CMV 10 009                    |
|  | 1 hook ART. CMV 10 017                    |
|  | 1 ten-magnets ART. F BL 9541 00 00        |



## **SOLUTION 3 - 2000 mm** (see page 866)

EXAMPLE OF TOOL HOLDER WALL WITH BETA TOOLS AND HOOKS including:

- |  |   |
|--|---|
| 3 support columns 1242 mm H ART. F BL 7540 00 1F       | 1 set of tools ART. BETA-024510033 (M33)  |
| 2 perforated panels 973x304 mm ART. F BL 7620 00 1F    | 1 set of tools ART. BETA-024510152 (M152) |
| 1 shelf 955x320 mm ART. F BL 7755 00 1F                | 1 set of tools ART. BETA-024510265 (M265) |
| 3 rail supports ART. F BL 9805 00 1F                   | 1 set of tools ART. BETA-024510220 (M220) |
| 1 rail base ART. F BL 9810 10 00                       | 1 set of tools ART. BETA-024510233 (M233) |
| 1 additional slide track ART. F BL 9810 13 00          | 1 set of tools ART. BETA-024510297 (M297) |
| 1 lamp ART. F BL 9910 00 00                            |   |
| 1 roller shutter mm 952x210x810 H ART. F BL 7011 02 1F | 11 hooks ART. CMV 10 037                  |
| 1 winder ART. F BL 9601 01 07                          | 2 hooks ART. CMV 10 001                   |
|  | 1 hook ART. CMV 10 016                    |
|  | 2 ten-magnets ART. F BL 9541 00 00        |
|  | (packaging 10 pcs.)                       |



#### **SOLUTION 4 - 2000 mm** (see page 859)

EXAMPLE OF TOOL HOLDER WALL WITH BETA TOOLS AND HOOKS including:

- |   |  |
|---|--|
| 3 support columns 1242 mm H ART. F BL 7540 00 08    | 26 hooks ART. CMV 10 037                               |
| 6 perforated panels 973x304 mm ART. F BL 7620 00 08 | 16 hooks ART. CMV 10 035                               |
| 3 rail supports ART. F BL 9805 00 08                | 3 hooks ART. CMV 10 022                                |
| 2 rail bases ART. F BL 9810 10 00                   | 16 hooks ART. CMV 10 016                               |
| 2 additional slide tracks ART. F BL 9810 13 00      | 6 hooks ART. CMV 10 007                                |
| 1 lamp ART. F BL 9910 00 00                         | 2 hooks ART. CMV 10 003                                |
| 1 balancer set ART. F BL 9720 00 00                 | 1 hook ART. CMV 10 002                                 |
|   | 7 hooks ART. CMV 10 001                                |
| 1 set of 98 tools ART. BETA-059040161               | 2 ten-magnets ART. F BL 9541 00 00 (packaging 10 pcs.) |



#### **SOLUTION 5 - 2500 mm** (see page 868)

EXAMPLE OF TOOL HOLDER WALL WITH BETA TOOLS AND HOOKS including:

- |   |   |
|---|---|
| 3 support columns 938 mm H ART. F BL 7535 00 34     | 1 set of tools ART. BETA-024000765 (T52)  |
| 2 perforated panels 973x304 mm ART. F BL 7620 00 34 | 1 set of tools ART. BETA-024000446 (T16)  |
| 1 perforated panel 1458x304 mm ART. F BL 7635 00 34 | 1 set of tools ART. BETA-024000701 (T208) |
| 1 shelf 955x320 mm ART. F BL 7755 00 34             | 1 set of tools ART. BETA-024000462 (T153) |
| 1 shelf 1440x320 mm ART. F BL 7800 00 34            |   |
| 1 shelf 1440x220 mm ART. F BL 7795 00 34            | 3 hooks ART. CMV 10 001                   |
| 2 containers FAXPBC003B003                          | 3 hooks ART. CMV 10 007                   |
| 3 containers FAXPBC3A2B001                          | 2 hooks ART. CMV 10 016                   |
| 3 containers FAXPBC002A003                          | 1 hook ART. CMV 10 006                    |
| 1 container hooker rails ART. F BL 7438 00 99       | 24 hooks ART. CMV 10 037                  |
| 1 set of tools ART. BETA-024000403 (T80)            | 1 hook ART. CMV 10 019                    |
| 1 set of tools ART. BETA-024000451 (T131)           | 1 ten-magnets ART. F BL 9541 00 00        |



#### **SOLUTION 6 - 3000 mm** (see page 870)

EXAMPLE OF TOOL HOLDER WALL WITH BETA TOOLS AND HOOKS including:

- |  |                                    |
|--|------------------------------------|
| 3 support columns 938 mm H ART. F BL 7535 00 39      | 2 hooks ART. CMV 10 024            |
| 4 perforated panels 1458x304 mm ART. F BL 7635 00 39 | 2 hooks ART. CMV 10 029            |
| 2 shelves 1440x320 mm ART. F BL 7800 00 39           | 4 hooks ART. CMV 10 026            |
| 4 containers FAXPBC001A05105                         | 3 hooks ART. CMV 10 001            |
| 1 container hooker rails ART. CMV 10 026             | 2 hooks ART. CMV 10 009            |
|  | 1 hook ART. CMV 10 006             |
| 1 set of tools ART. BETA-024000446 (T16)             | 3 hooks ART. CMV 10 007            |
| 1 set of tools ART. BETA-024000451 (T131)            | 1 hook ART. CMV 10 018             |
| 1 set of tools ART. BETA-024000701 (T208)            | 2 hooks ART. CMV 10 017            |
| 1 set of tools ART. BETA-024000452 (T234)            | 1 hook ART. CMV 10 043             |
| 1 set of tools ART. BETA-024000453 (T236)            | 1 ten-magnets ART. F BL 9541 00 00 |