















● **ART. M BI A270 C0 10 10 04**


H = 840 mm - 3 drawers


 METAL COLOURS


									
GREY RAL 7000 .01	GREEN RAL 6011 .02	BLUE RAL 5012 .04	GREY RAL 7035 .08	GREY WHITE RAL 9002 .1F	RUBY RED RAL 3003 .1G	GENTIAN BLUE RAL 5010 .34	PURE WHITE RAL 9010 .35	ANTHRACITE GREY RAL 7016 .39	BLUE CAPRI RAL 5019 .48

PLASTIC parts colour range  DARK GREY .M0


 CONFIGURE YOUR BENCH FROM PAGE 723


MULTI-PURPOSE-PANEL SEE PAGE 859 


 PARTITIONING MATERIAL SEE PAGE 721/379

 DRAWER PRE-SETTING KIT SEE PAGE 722

KEY

 DEPTH

 BENCH CLOSURE

 BENCH CAPACITY

! ALL INDICATED LOAD CAPACITY VALUES ARE NET AND REFER TO EVENLY DISTRIBUTED WEIGHTS

MULTIPLEX WORKTOP THICKNESS 40 mm



ART.				
M BI A270 00 00 01 04	750 mm	-	-	500
M BI A370 00 00 01 04	800 mm	-	-	500



Multiplex bottom shelf ART. F BI 1840 00 00
Dimensions mm 1840x612x25 H
Capacity 85 kg



1 drawer
100



1 drawer
200

Cabinet dim. mm 561x726x200 H (27x36 EH)

Cabinet dim. mm 561x726x300 H (27x36 EH)

ART.				
M BI A270 C0 10 04 04	750 mm	key	-	500
M BI A370 C0 10 04 04	800 mm	key	-	500

ART.				
M BI A270 C0 10 07 04	750 mm	key	-	500
M BI A370 C0 10 07 04	800 mm	key	-	500



Multiplex bottom shelf ART. F BI 1840 00 00
Dimensions mm 1840x612x25 H
Capacity 85 kg



Multiplex bottom shelf ART. F BI 1840 00 00
Dimensions mm 1840x612x25 H
Capacity 85 kg



3 drawers
50
100
150



4 drawers
100
100
200
300

Cabinet dim. mm 561x726x400 H (27x36 EH)

Cabinet dim. mm 561x726x800 H (27x36 EH)

ART.				
M BI A270 C0 10 10 04	750 mm	key	-	500
M BI A370 C0 10 10 04	800 mm	key	-	500
M BI A270 E2 10 10 04	750 mm	code	-	500
M BI A370 E2 10 10 04	800 mm	code	-	500

ART.				
M BI A270 C0 10 16 04	750 mm	key	-	800
M BI A370 C0 10 16 04	800 mm	key	-	800
M BI A270 E2 10 16 04	750 mm	code	-	800
M BI A370 E2 10 16 04	800 mm	code	-	800



Multiplex bottom shelf ART. F BI 1840 00 00
Dimensions mm 1840x612x25 H
Capacity 85 kg



Multiplex bottom shelf ART. F BI 1275 01 01
Dimensions mm 1280x612x25 H
Capacity 130 kg

MULTIPLEX WORKTOP THICKNESS 40 mm



Cabinet dim. mm 561x726x800 H (27x36 EH)

ART.				
M BI A270 C0 10 13 04		750 mm	key	1500
M BI A370 C0 10 13 04		800 mm	key	1500
M BI A270 E2 10 13 04		750 mm	code	1500
M BI A370 E2 10 13 04		800 mm	code	1500



Multiplex bottom shelf ART. F BI 0710 02 01
Dimensions mm 720x612x25 H
Capacity 180 kg



Cabinet dim. mm 561x726x800 H (27x36 EH)

ART.				
M BI A270 C0 10 28 04		750 mm	key	1500
M BI A370 C0 10 28 04		800 mm	key	1500
M BI A270 T2 10 28 04		750 mm	code	1500
M BI A370 T2 10 28 04		800 mm	code	1500



Multiplex bottom shelf ART. F BI 0710 02 01
Dimensions mm 720x612x25 H
Capacity 180 kg



Cabinet dim. mm 561x726x800 H (27x36 EH)

ART.				
M BI A270 C0 10 58 04		750 mm	key	800
M BI A370 C0 10 58 04		800 mm	key	800
M BI A270 E2 10 58 04		750 mm	code	800
M BI A370 E2 10 58 04		800 mm	code	800

With 4 Schuko sockets 220-250V 10A 2P+E and thermo-magnetic switch 2P 230V AC 10A, cabled



Multiplex bottom shelf ART. F BI 1082 02 01
Dimensions mm 1091x612x25 H
Capacity 130 kg



Cabinet dim. mm 561x726x800 H (27x36 EH)

ART.				
M BI A270 C0 10 49 04		750 mm	key	800
M BI A370 C0 10 49 04		800 mm	key	800
M BI A270 E2 10 49 04		750 mm	code	800
M BI A370 E2 10 49 04		800 mm	code	800

With recessed 120 mm steel vice



Multiplex bottom shelf ART. F BI 0960 02 01
Dimensions mm 969x612x25 H
Capacity 180 kg