



● **ART. F CB H420 01 04**
H = 910 mm - 1 door + 4 drawers

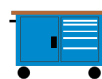
METAL COLOURS



GREY
RAL 7000
.01



GREEN
RAL 6011
.02



BLUE
RAL 5012
.04



GREY
RAL 7035
.08



PARTITIONING MATERIAL SEE:
PAGE 75 (27X27 EH) /379



DRAWER PRE-SETTING KIT SEE:
PAGE 76 (27X27 EH)

KEY



CLOSURE



BENCH
CAPACITY



ALL INDICATED LOAD CAPACITY VALUES ARE NET AND REFER TO EVENLY DISTRIBUTED WEIGHTS

MULTIPLEX WORKTOP 995x600 mm THICKNESS 25 mm

H 910 mm



ART.			
F CB H420 01 04		key	250

1 closure with anti-tilt rod

H 910 mm



ART.			
F CB H420 02 04		key	250

2 closures with lateral bar 300 mm H

H 910 mm



ART.			
F CB H420 03 04		key	250

2 closure with anti-tilt rod

H 910 mm



ART.			
F CB H420 04 04		key	250

1 closure with anti-tilt rod



MULTIPLEX BACK UPSTAND

ART.	Dim. mm
F BL 5705 00 00	995x12x100 H



MULTIPLEX SIDE UPSTAND

ART.	Dim. mm
F BL 5595 00 00	612x12x100 H



2 standard rubber swivel wheels with brake Ø 150 mm
2 standard rubber fixed wheels Ø 150 mm



● **ART. F CB H510 01 04**
H = 915 mm - 1 door + 4 drawers

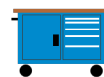
METAL COLOURS



GREY
RAL 7000
.01



GREEN
RAL 6011
.02



BLUE
RAL 5012
.04



GREY
RAL 7035
.08



PARTITIONING MATERIAL SEE:
PAGE 75 (27X27 EH)/379



DRAWER PRE-SETTING KIT SEE
PAGE 76 (27X27 EH)

KEY



CLOSURE



BENCH
CAPACITY



ALL INDICATED LOAD CAPACITY VALUES ARE NET AND REFER TO EVENLY DISTRIBUTED WEIGHTS

MULTIPLEX WORKTOP 1150x700 mm THICKNESS 30 mm

H 915 mm



ART.			
F CB H510 01 04		key	250

1 closure with anti-tilt rod

H 915 mm



ART.			
F CB H510 03 04		key	250

2 closure with anti-tilt rod

H 915 mm



ART.			
F CB H510 04 04		key	250

1 closure with anti-tilt rod

H 915 mm



ART.			
F CB H510 06 04		key	250

1 closure with anti-tilt rod



MULTIPLEX BACK UPSTAND

ART.	Dim. mm
F BL 5715 00 00	1150x12x100 H



MULTIPLEX SIDE UPSTAND

ART.	Dim. mm
F BL 5605 00 00	712x12x100 H



2 standard rubber swivel wheels with brake Ø 150 mm
2 standard rubber fixed wheels Ø 150 mm



ROLLER SHUTTER CABINET
SEE PAGE 872



PERFORATED PANELS SEE PAGE 873



● **ART. F CB H610 01 04**

H = 915 mm - 1 door + 4 drawers

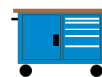
 METAL COLOURS



GREY
RAL 7000
.01



GREEN
RAL 6011
.02



BLUE
RAL 5012
.04



GREY
RAL 7035
.08



PARTITIONING MATERIAL SEE
PAGE 107 (36X27 EH) /379



DRAWER PRE-SETTING KIT SEE
PAGE 108 (36X27 EH)

KEY



CLOSURE



BENCH
CAPACITY



ALL INDICATED LOAD CAPACITY VALUES ARE NET AND REFER TO EVENLY DISTRIBUTED WEIGHTS

MULTIPLEX WORKTOP 1150x700 mm THICKNESS 30 mm

H 915 mm



ART.			
F CB H610 01 04		key	250

1 closure with anti-tilt rod

H 915 mm



ART.			
F CB H610 04 04		key	250

1 closure with anti-tilt rod

H 915 mm



ART.			
F CB H610 03 04		key	250

2 closure with anti-tilt rod

H 915 mm



ART.			
F CB H630 01 04		key	250

1 closure with anti-tilt rod
4 VISUAL BOX series ART. FAXVBCH00500001 (see page 1107)



MULTIPLEX BACK UPSTAND

ART.	Dim. mm
F BL 5715 00 00	1150x12x100 H

NOT SUITABLE FOR ART. F CB H630 01 04



MULTIPLEX SIDE UPSTAND

ART.	Dim. mm
F BL 5605 00 00	712x12x100 H

NOT SUITABLE FOR ART. F CB H630 01 04



2 standard rubber swivel wheels with brake Ø 150 mm
2 standard rubber fixed wheels Ø 150 mm



ROLLER SHUTTER CABINET
SEE PAGE 872



PERFORATED PANELS SEE PAGE 873