

CABINETS SERIES STANDARD F36



ORD. NO. F AE 4058 14 01
RAL 7000

ORD. NO. F AF 3040 17 08
RAL 7035

FLOOR FIXING SET



2x

- 2 "HILTI" plugs for concrete floors \geq to classes B25/RBK250/MPa 25 N/mm²
- Recommended traction of the plug: 2.9 KN
- Plug diameter: \varnothing 6 mm

ORD. NO. F AG 9204 00 99

CABINET FLOOR FIXING SET

- Pair of spare galvanised brackets
- \varnothing 6 mm hole



ORD. NO. F AG 9200 00 99

CABINET WITH SLIDING DOORS

ORD. NO.

F AF 3040 17 08

- Complete with 4 drawers
- 2 retractable shelves
- 2 tool holder frames

Dimensions mm 1431x785x1000 h

Tools and tool holders excluded

CABINET WITH LEAF DOORS

ORD. NO.

F AE 4058 14 01

- Complete with 3 drawers
- 2 retractable shelves
- 1 tool holder frame

Dimensions mm 717x750x1450 h

Tools and tool holders excluded

RAL 7000 F.01

RAL 6011 F.02

RAL 5012 F.04

RAL 7035 F.08

SUPPLEMENTARY PARTS ■

- **Spare key.** Always indicate the number on the cylinder lock of the key to be replaced.

ORD. NO. R CSC 0002 00

- **Master key.** This type of key opens all the 45 and 46 series locks.

ORD. NO. R CSC 0001 00



LENGTH = 717 mm DEPTH = 750/785 mm (36x36 Eh)

CABINETS SERIES STANDARD F36



ORD. NO.	DRAWERS
F AE 3040 01 04	4
Cabinet with 4 drawers	
Dimensions mm 717x750x1000 h	
Central lock	



ORD. NO.	DRAWERS
F AE 3040 11 04	3
Cabinet with 3 drawers	
2 retractable shelves	
Dim. mm 717x750x1000 h	
Central lock	



ORD. NO.	DRAWERS
F AE 3040 12 04	5
Cabinet with 5 drawers	
1 retractable shelf	
Dim. mm 717x750x1000 h	
Central lock	




ORD. NO.	DRAWERS
F AE 3040 13 04	5
Cabinet with 5 drawers	
1 retractable shelf	
Dim. mm 717x750x1000 h	
Central lock	



ORD. NO.	DRAWERS
F AE 3040 14 04	4
Cabinet with 4 drawers	
Dimensions mm 717x750x1000 h	
Central lock	



ORD. NO.	DRAWERS
F AE 3040 15 04	2
Cabinet with 2 drawers	
2 retractable shelves	
Dim. mm 717x750x1000 h	
Central lock	



ORD. NO.	DRAWERS
F AE 3040 17 04	2
Cabinet with 2 drawers	
1 retractable shelf, 1 adjustable shelf	
Dim. mm 717x750x1000 h	
Central lock	

RAL 7035 +
RAL 5012



CABINET WITH LEAF DOORS

ORD. NO.
F AE 3040 S1 50
complete with 4 drawers, 2 tool holder frames with supports, 1 rubber cover MDF top
Dimensions mm 717x750x1030 h
Tools and tool holders excluded.


KEY

RAL 7000 F.01 RAL 6011 F.02 RAL 5012 F.04 RAL 7035 F.08




- TT = telescopic full extension (100%)
- PE-TT = full telescopic retractable shelf (100%)
- S = normal extension (87%)
- PR = height adjustable shelf

■ The cabinets must be secured to the floor or to the wall



CABINETS SERIES STANDARD F36



ORD. NO.	DRAWERS
F AE 4040 01 04	2
Cabinet with 2 drawers	
2 retractable shelves	
Dimensions mm 717x750x1000 h	



ORD. NO.	DRAWERS
F AE 4040 08 04	6
Cabinet with 6 drawers	
Dimensions mm 717x750x1000 h	



ORD. NO.	DRAWERS
F AE 4040 09 04	3
Cabinet with 3 drawers	
Dimensions mm 717x750x1000 h	



ORD. NO.	DRAWERS
F AE 4040 10 04	2
Cabinet with 2 drawers	
1 retractable shelf	
Dimensions mm 717x750x1000 h	



ORD. NO.	DRAWERS
F AE 4040 11 04	2
Cabinet with 2 drawers	
1 retractable shelf	
Dimensions mm 717x750x1000 h	



ORD. NO.	DRAWERS
F AE 4040 12 04	3
Cabinet with 3 drawers	
1 retractable shelf	
Dimensions mm 717x750x1000 h	



ORD. NO.	DRAWERS
F AE 4040 13 04	3
Cabinet with 3 drawers	
2 retractable shelves	
Dimensions mm 717x750x1000 h	



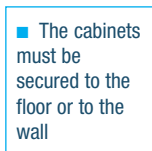
ORD. NO.	DRAWERS
F AE 4040 14 04	4
Cabinet with 4 drawers	
1 retractable shelf	
Dimensions mm 717x750x1000 h	



ORD. NO.	DRAWERS
F AE 4040 15 04	3
Cabinet with 3 drawers	
Dimensions mm 717x750x1000 h	

RAL 7000 F.01 RAL 6011 F.02 RAL 5012 F.04 RAL 7035 F.08

KEY ■



■ The cabinets must be secured to the floor or to the wall

- TT = telescopic full extension (100%)
- PE-TT = full telescopic retractable shelf (100%)
- S = normal extension (87%)



LENGTH = 717 mm DEPTH = 750/785 mm (36x36 Eh)

CABINETS SERIES STANDARD F36



ORD. NO.	DRAWERS
F AE 4058 02 04	5
Cabinet with 5 drawers	
Dimensions mm 717x750x1450 h	




ORD. NO.	DRAWERS
F AE 4058 04 04	4
Cabinet with 4 drawers, 2 retractable shelves	
Dimensions mm 717x750x1450 h	



ORD. NO.	DRAWERS
F AE 4058 08 04	3
Cabinet with 3 drawers, 2 retractable shelves	
Dimensions mm 717x750x1450 h	



ORD. NO.	DRAWERS
F AE 4058 12 04	8
Cabinet with 8 drawers	
Dimensions mm 717x750x1450 h	



ORD. NO.	SHELVES
F AE 4058 10 04	4
Cabinet with 3 retractable shelves, 1 adjustable shelf	
Dimensions mm 717x750x1450 h	



■ RAL 7000

CABINET WITH LEAF DOORS

ORD. NO.
F AE 4058 S1 01
complete with 3 drawers, 2 retractable shelves, 1 tool holder frame, 1 rubber cover top with 3 edges
Dim. mm 717x750x1470 h Tools and tool holders excluded

■ KEY

RAL 7000 F.01 RAL 6011 F.02 RAL 5012 F.04 RAL 7035 F.08



- TT = telescopic full extension (100%)
- PE-TT = full telescopic retractable shelf (100%)
- S = normal extension (87%)
- PR = height adjustable shelf

■ The cabinets must be secured to the floor or to the wall



CABINETS SERIES STANDARD F36



•ORD. NO. DRAWERS

F AF 3040 04 04 4

Cabinet with 4 drawers, 4 retractable shelves

Dimensions mm 1431x785x1000 h



•ORD. NO. DRAWERS

F AF 3040 06 04 6

Cabinet with 6 drawers

Dimensions mm 1431x785x1000 h



ORD. NO. DRAWERS

F AF 3040 10 04 4

Cabinet with 4 drawers, 2 retractable shelves

Dimensions mm 1431x785x1000 h



•ORD. NO. DRAWERS

F AF 3040 12 04 12

Cabinet with 12 drawers

Dimensions mm 1431x785x1000 h



•ORD. NO. DRAWERS

F AF 3040 14 04 8

Cabinet with 8 drawers, 2 retractable shelves

Dimensions mm 1431x785x1000 h



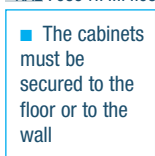


•ORD. NO. DRAWERS

F AF 3040 13 04 8

Cabinet with 8 drawers

Dimensions mm 1431x785x1000 h

RAL 7000 F.01 RAL 6011 F.02 RAL 5012 F.04 RAL 7035 F.08



KEY ■

- TT = telescopic full extension (100%)
- PE-TT = full telescopic retractable shelf (100%)
- S = normal extension (87%)



■ The cabinets must be secured to the floor or to the wall

LENGTH = 717 mm DEPTH = 750/785 mm (36x36 Eh)

CABINETS SERIES STANDARD F36



ORD. NO.	DRAWERS
F AF 3040 15 04	2
Cabinet with 2 drawers, 6 retractable shelves	
Dimensions mm 1431x785x1000 h	

CABINET WITH SLIDING DOORS

ORD. NO.
F AF 3040 S1 08
complete with 4 drawers, 2 retractable shelves
2 tool holder frames
1 rubber cover top with 3 edges
Dimensions mm 1431x785x1020 h
Tools and tool holders excluded



■ RAL 7035


■ KEY

■ RAL 7000 F.01 ■ RAL 6011 F.02 ■ RAL 5012 F.04 ■ RAL 7035 F.08



- PE-TT = full telescopic retractable shelf (100%)
- S = normal extension (87%)

■ The cabinets must be secured to the floor or to the wall



CABINETS SERIES STANDARD F36

EMPTY CABINET (FA100)



■ 01
■ 02
■ 04
■ 08

ORD. NO. _____ **LOAD CAPACITY kg** _____

F AE 3040 00 04 **3000**

Dimensions mm 717x750x1000 h

Usable height mm 150+725

Cabinet including 2 cylinder locks and 4 keys

ORD. NO.

R CSR 0003 00

Spare lock (for cabinet)

R CSR 0008 00

Spare lock (for door)

R XAE 0001 99

Pair of spare rod (for door)

EMPTY CABINET (F100 - F145)



■ 01
■ 02
■ 04
■ 08

ORD. NO. _____ **LOAD CAPACITY kg** _____

F AE 4040 00 04 **3000**

Dimensions mm 717x750x1000 h

Usable height mm 875

F AE 4058 00 04 **3000**

Dimensions mm 717x750x1450 h

Usable height mm 1325

Cabinet including cylinder lock and 2 keys

ORD. NO.

R CSR 0008 00

Spare lock (for door)

R XAE 0002 99

Pair of spare rod (for door) cabinet F AE 4040

R XAE 0003 99

Pair of spare rod (for door) cabinet F AE 4058

EMPTY CABINET (FC100)



■ 01
■ 02
■ 04
■ 08

ORD. NO. _____ **LOAD CAPACITY kg** _____

F AF 3040 00 04 **1500+1500**

Dimensions mm 1431x785x1000 h

Usable height mm 875

Cabinet including cylinder lock and 2 keys

ORD. NO.

R CSR 0012 00

Spare lock (for door)


■ Spare key see page A158

■ The cabinet must be secured to the floor or to the wall. Further information for fixing set see page A158.

NORMAL EXTENSION DRAWERS (S)

ORD. NO.	FRONT HEIGHT mm	LOAD CAPACITY kg	USABLE DIMENSIONS mm
F FG 2005 00 04	50	60	600x600x36 h
F FG 2007 00 04	75	80	600x600x61 h
F FG 2010 00 04	100	100	600x600x86 h
F FG 2012 00 04	125	100	600x600x111 h
F FG 2015 00 04	150	100	600x600x136 h
F FG 2017 00 04	175	100	600x600x161 h
F FG 2020 00 04	200	100	600x600x186 h
F FG 2030 00 04	300	100	600x600x286 h

Normal extension (87%)




■ 01
■ 02
■ 04
■ 08

■ Partitioning material: see page A96-A97

FULL TELESCOPIC EXTENSION DRAWERS (TT)

ORD. NO.	FRONT HEIGHT mm	LOAD CAPACITY kg	USABLE DIMENSIONS mm
F FG 2107 00 04	75	200	600x600x54 h
F FG 2110 00 04	100	200	600x600x79 h
F FG 2112 00 04	125	200	600x600x104 h
F FG 2115 00 04	150	200	600x600x129 h
F FG 2117 00 04	175	200	600x600x154 h
F FG 2120 00 04	200	200	600x600x179 h
F FG 2125 00 04	250	200	600x600x229 h
F FG 2130 00 04	300	200	600x600x279 h
F FG 2140 00 04	400	200	600x600x379 h

Full telescopic extension (100%)



■ 01
■ 02
■ 04
■ 08

■ Partitioning material: see page A96-A97

NORMAL EXTENSION SHELVES (PE-S)

ORD. NO.	SIDE HEIGHT mm	LOAD CAPACITY kg	USABLE DIMENSIONS mm
F FG 8020 00 04	-	100	610x610

Normal extension (87%)



■ 01
■ 02
■ 04
■ 08


LENGTH = 717 mm DEPTH = 750/785 mm (36x36 Eh)

CABINETS SERIES STANDARD F36

FULL TELESCOPIC EXTENSION SHELVES (PE-TT)

ORD. NO.	SIDE HEIGHT mm	LOAD CAPACITY kg	USABLE DIMENSIONS mm
F FG 8120 00 04	-	200	610x610

Full telescopic extension (100%)



- 01
- 02
- 04
- 08

ADJUSTABLE SHELVES

ORD. NO.	SIDE HEIGHT mm	LOAD CAPACITY kg	USABLE DIMENSIONS mm
F SR 1260 01 04	25	150	618x618

Without extension system

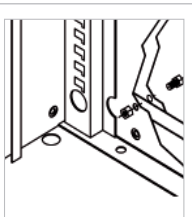


- 01
- 02
- 04
- 08

CABINET TO CABINET FIXING

■ The article includes:
4 M8 nuts and bolts.
Suitable for fixing same series cabinets only.

ORD. NO. F AG 9202 00 99



TWO SIDED ADHESIVE TAPE

ORD. NO.

R CMV 0025 00


width 15 mm
length 50 metres



■ 07



■ 07



■ 07

PLINTHS

For cabinet F AE 3040 - F AE 4040 - F AE 4058

ORD. NO.

F RR 0080 00 07

Plinths height 50 mm

PLINTHS

For cabinet F AF 3040

ORD. NO.

F RR 0145 00 07

Plinths height 50 mm


PLINTHS FOR TRANSPALLET

For cabinet F AE 3040 - F AE 4040 - F AE 4058


ORD. NO.

F RR 0315 00 07 Plinths height 100 mm

F RR 0405 00 07 Facing piece



■ 07



■ 07



■ 07

PLINTHS FOR TRANSPALLET

For cabinet F AF 3040

ORD. NO.

F RR 0255 00 07 Pair of plinths height 100 mm

F RR 0445 00 07 Facing piece

PLINTHS FOR FORK LIFT TRUCK

For cabinet F AE 3040 - F AE 4040 - F AE 4058

ORD. NO.

F RR 0240 00 07 Pair of plinths height 60 mm

F RR 0400 00 07 Facing piece


PLINTHS FOR FORK LIFT TRUCK

For cabinet F AF 3040


ORD. NO.

F RR 0250 00 07 Pair of plinths height 60 mm

F RR 0440 00 07 Facing piece



■ 07



■ 07



■ 07

TOP SHELF

For cabinet F AE 3040

ORD. NO.

F AG 9003 01 07

DIMENSIONS mm

717x726x20 h

oil-resistant rubber cover top with 3 edges

TOP SHELF

For cabinet F AE 4040 - F AE 4058

ORD. NO.

F AE 9009 01 07

DIMENSIONS mm

717x750x20 h

oil-resistant rubber cover top with 3 edges

TOP SHELF

For cabinet F AF 3040

ORD. NO.

F AF 9006 01 07

DIMENSIONS mm

1431x785x20 h

oil-resistant rubber cover top with 3 edges