

ORD. NO. F BL 1020 00 00

Steel vice 130 mm

**ORD. NO. F AG 7034 S1 56**

RAL 7035+7000

78 EH (1314 mm)



36 EH (600 mm)

FLOOR FIXING SET

2x

- 2 "HILTI" plugs for concrete floors \geq to classes B25/RBK250/MPa 25 N/mm²
- Recommended traction of the plug: 2.9 KN
- Plug diameter: \varnothing 6 mm

ORD. NO. F AG 9204 00 99**CABINET FLOOR FIXING SET**

- Pair of spare galvanised brackets
- \varnothing 6 mm hole

**ORD. NO. F AG 9200 00 99****CABINET****ORD. NO.****F AG 7034 S1 56**

Complete with 7 drawers

1 multiplex worktop 40 mm thickness

1 plinth for transpallet

Dimensions mm 1500x750x990 h

Tools and partitioning material excluded

RAL 7000 F.01

RAL 6011 F.02

RAL 5012 F.04

RAL 7035 F.08

SUPPLEMENTARY PARTS ■

- Partitioning material: see page A137



- **Spare key.** Always indicate the number on the cylinder lock of the key to be replaced.

ORD. NO. R CSC 0002 00


- **Master key.** This type of key opens all the 45 and 46 series locks.

ORD. NO. R CSC 0001 00



LENGTH = 1431 mm DEPTH = 726 mm (78x36 Eh)

CABINETS SERIES STANDARD GD




ORD. NO.	DRAWERS
F AG 7034 01 04	5
Cabinet with 5 full telescopic extension drawers	
Dimensions mm 1431x726x850 h	
Central lock	



ORD. NO.	DRAWERS
F AG 7034 02 04	6
Cabinet with 6 full telescopic extension drawers	
Dimensions mm 1431x726x850 h	
Central lock	



ORD. NO.	DRAWERS
F AG 7040 01 04	7
Cabinet with 7 full telescopic extension drawers	
Dimensions mm 1431x726x1000 h	
Central lock	



ORD. NO.	DRAWERS
F AG 7040 02 04	8
Cabinet with 8 full telescopic extension drawers	
Dimensions mm 1431x726x1000 h	
Central lock	



ORD. NO.	DRAWERS
F AG 7040 03 04	8
Cabinet with 8 full telescopic extension drawers	
Dimensions mm 1431x726x1000 h	
Central lock	



ORD. NO.	SHELVES
F AG 7040 05 04	2
Cabinet with 2 retractable shelves	
Dimensions mm 1431x726x1000 h	
Without lock, with anti-tilt rod	


KEY



- TT = telescopic full extension (100%)
- PE-TT = full telescopic retractable shelf (100%)
- The cabinets must be secured to the floor or to the wall

RAL 7000 F.01	RAL 6011 F.02	RAL 5012 F.04	RAL 7035 F.08
--------------------	--------------------	--------------------	--------------------

■ Partitioning material: see page A137			
--	--	--	--



CABINETS SERIES STANDARD GD




•ORD. NO.	DRAWERS
F AG 7053 01 04	9
Cabinet with 9 full telescopic extension drawers	
Dimensions mm 1431x726x1325 h	
Central lock	



•ORD. NO.	DRAWERS
F AG 7053 02 04	10
Cabinet with 10 full telescopic extension drawers	
Dimensions mm 1431x726x1325 h	
Central lock	





•ORD. NO.	DRAWERS
F AG 7058 01 04	10
Cabinet with 10 full telescopic extension drawers	
Dimensions mm 1431x726x1450 h	
Central lock	



ORD. NO.	SHELVES
F AG 7058 04 04	3
Cabinet with 1 adjustable shelf, 2 retractable shelves	
Dimensions mm 1431x726x1450 h	
Without lock, with anti-tilt rod	

RAL 7000 F.01 RAL 6011 F.02 RAL 5012 F.04 RAL 7035 F.08

KEY ■



■ Partitioning material: see page A137

- TT = telescopic full extension (100%)
- PE-TT = full telescopic retractable shelf (100%)
- PR = height adjustable shelf
- The cabinets must be secured to the floor or to the wall



LENGTH = 1431 mm DEPTH = 726 mm (78x36 Eh)

CABINETS SERIES STANDARD GD



ORD. NO.

DRAWERS

F AG L734 02 04**4**

Cabinet with 4 full telescopic extension drawers

Cabinet load capacity: 600 kg

Ø 160 mm elastic rubber wheels

Dimensions mm 1506x727x1121 h

Central lock



ORD. NO.

DRAWERS

F AG L734 01 04**5**

Cabinet with 5 full telescopic extension drawers

Cabinet load capacity: 600 kg

Ø 160 mm elastic rubber wheels

Dimensions mm 1506x727x1121 h

Central lock



ORD. NO.

DRAWERS

F AG L740 01 04**6**

Cabinet with 6 full telescopic extension drawers

Cabinet load capacity: 600 kg

Ø 160 mm elastic rubber wheels

Dimensions mm 1506x727x1271 h

Central lock



ORD. NO.

DRAWERS

F AG L740 02 04**7**

Cabinet with 7 full telescopic extension drawers

Cabinet load capacity: 600 kg

Ø 160 mm elastic rubber wheels

Dimensions mm 1506x727x1271 h

Central lock

KEY

RAL 7000 F.01 RAL 6011 F.02 RAL 5012 F.04 RAL 7035 F.08




- TT = telescopic full extension (100%)
- All indicated loads are net and refer to evenly distributed weights



- The handles can be fitted towards the bottom thereby reducing the height by 38 mm.

- Partitioning material: see page A137



CABINETS SERIES STANDARD GD

EMPTY CABINETS

ORD. NO.	USABLE HEIGHT mm	LOAD CAPACITY kg	DIMENSIONS mm
F AG 7034 00 04	750	3100	1431x726x850 h
F AG 7040 00 04	900	3100	1431x726x1000 h
F AG 7053 00 04	1225	3100	1431x726x1325 h
F AG 7058 00 04	1350	3100	1431x726x1450 h



SPARE LOCK

ORD. NO.
R CSR 0003 00
for cabinet


■ The cabinets must be secured to the floor or to the wall. If the cabinets are stacked they must be secured to the wall and their load capacity must be divided by 2. Further information for fixing set see page A130.

■ 01 ■ 02 ■ 04 ■ 08

FULL TELESCOPIC EXTENSION DRAWERS (TT)

ORD. NO.	FRONT HEIGHT mm	LOAD CAPACITY kg	USABLE DIMENSIONS mm
F FG 7107 00 04	75	150	1314x600x54 h
F FG 7110 00 04	100	150	1314x600x79 h
F FG 7112 00 04	125	150	1314x600x104 h
F FG 7115 00 04	150	150	1314x600x129 h
F FG 7117 00 04	175	150	1314x600x154 h
F FG 7120 00 04	200	150	1314x600x179 h
F FG 7125 00 04	250	150	1314x600x229 h
F FG 7130 00 04	300	150	1314x600x279 h

Full telescopic extension (100%)




■ Partitioning material: see page A137

■ 01
■ 02
■ 04
■ 08

FULL TELESCOPIC EXTENSION SHELVES (PE-TT)

ORD. NO.	SIDE HEIGHT mm	LOAD CAPACITY kg	USABLE DIMENSIONS mm
F FG 8170 00 04	-	150	1324x610

Full telescopic extension (100%)



■ 01
■ 02
■ 04
■ 08

ADJUSTABLE SHELVES

ORD. NO.	SIDE HEIGHT mm	LOAD CAPACITY kg	USABLE DIMENSIONS mm
F SR 1290 01 04	35	150	1375x618

Without extension system



■ 01
■ 02
■ 04
■ 08



TWO SIDED ADHESIVE TAPE

ORD. NO.
R CMV 0025 00

width 15 mm, length 50 metres



■ 07

TOP SHELF

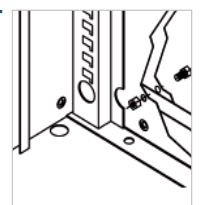
ORD. NO.	DIMENSIONS mm
F AG 9018 01 07	1434x726x20 h

oil-resistant rubber cover top with 3 edges

CABINET TO CABINET FIXING

■ The article includes:
4 M8 nuts and bolts

ORD. NO. F AG 9202 00 99



■ 07

PLINTHS

ORD. NO.
F RR 0115 00 07

Plinths height 50 mm



■ 07

PLINTHS FOR TRANSPALLET

ORD. NO.
F RR 0235 00 07

Plinths height 100 mm

ORD. NO.
F RR 0445 00 07

Facing piece



■ 07

PLINTHS FOR FORK LIFT TRUCK

ORD. NO.
F RR 0230 00 07

Pair of plinths height 60 mm

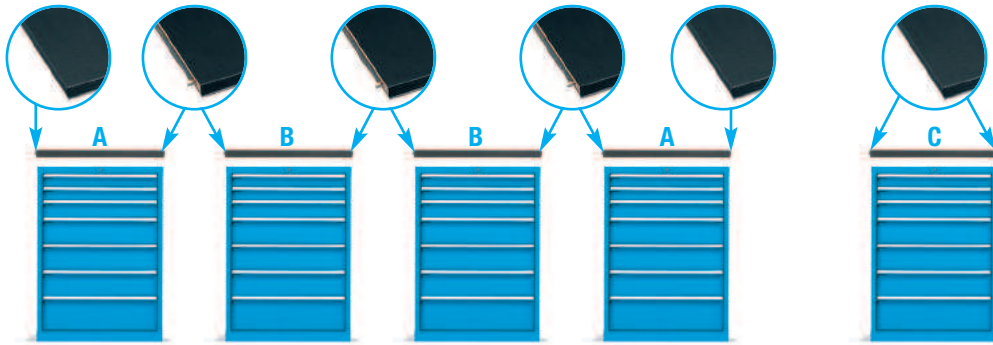
ORD. NO.
F RR 0440 00 07

Facing piece

LENGTH = 1431 mm DEPTH = 726 mm (78x36 Eh)

CABINETS SERIES STANDARD GD

UPPER MDF TOP WITH RUBBER COVERING DIMENSIONS 1434x726x31,5 mm H





ORD. NO. F UZ 9998 00 00

Drilling of the cabinet upper shelf for the MDF top fixing.



Detail of the oil-resistant rubber



ORD. NO.

F UZ 3260 11 07

MDF top with rubber covering

Side profile

For end cabinets

Oil-resistant rubber mat

ORD. NO.

F UZ 3260 12 07

MDF top with rubber covering

No side profile

For additional central cabinets

Oil-resist. rubber mat

ORD. NO.

F UZ 3260 13 07

MDF top with rubber covering

2 side profiles

For single cabinet

Oil-resistant rubber mat

CABINETS PREPARED FOR WHEELS

Cabinets prepared for wheels including: wheel plate, 4 edged top with oil-resistant rubber, 2 steel handles covered with shock-resistant rubber, cylinder lock with 2 keys, anti-tilt rod.

- 01
- 02
- 04
- 08



- 01
- 02
- 04
- 08



The single drawer opening system ORD. NO. F DD 9400 00 07 must be applied to all drawers of mobile cabinets.

ORD. NO.

F AG 0734 00 04

Overall dim. mm:

1506x727x917 h without wheels

*Wheel plate thickness

ORD. NO.

F AG 0740 00 04

Overall dim. mm:

1506x727x1067 h without wheels

*Wheel plate thickness

Other types of wheels see page A52



ELASTIC RUBBER SWIVEL WHEEL WITH BRAKE

ORD. NO.

C RG DCE15 160

Ø mm

160

CABINET LOAD CAPACITY

600 kg

C mm

204



ELASTIC RUBBER FIXED WHEEL

ORD. NO.

C RG BCE15 160

Ø mm

160

CABINET LOAD CAPACITY

600 kg

C mm

204



NYLON SWIVEL WHEEL WITH BRAKE

ORD. NO.

C RN DAD04 160

Ø mm

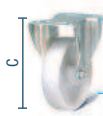
160

CABINET LOAD CAPACITY

600 kg

C mm

204



NYLON FIXED WHEEL

ORD. NO.

C RN BAD04 160

Ø mm

160

CABINET LOAD CAPACITY

600 kg

C mm

204

KEY


- RAL 7000 F.01
- RAL 6011 F.02
- RAL 5012 F.04
- RAL 7035 F.08



All indicated loads are net and refer to evenly distributed weights



The handles can be fitted towards the bottom thereby reducing the height by 38 mm.



CABINETS SERIES STANDARD GD

**EXAMPLE INCLUDING:****ORD. NO.****F AG ZA03 00 56**

3 cabinets with drawers

Dimensions mm 1431x726x1850 h

Tools and partitioning material excluded

■ RAL 7035 + ■ RAL 7000

RAL 7000 F.01

RAL 6011 F.02

RAL 5012 F.04

RAL 7035 F.08

INFO ■



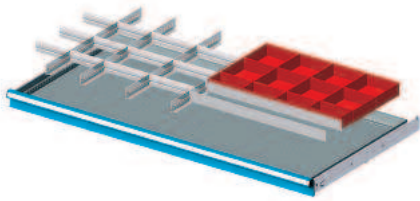
■ Partitioning material: see page **A180**

www.famispa.com



LENGTH = 1431 mm DEPTH = 726 mm (78x36 Eh)

CABINETS SERIES STANDARD GD

**ORD. NO.** FOR FRONT HEIGHTS




F FH 7007 01 00	75
F FH 7010 01 00	100-125
Set including:	
4 Slotted partitions	610 mm
2 Plain partitions	610 mm
6 Plain partitions	149 mm
6 Plain partitions	200 mm
4 Plastic boxes	150x75 mm
8 Plastic boxes	150x150 mm

ORD. NO. FOR FRONT HEIGHTS

F FH 7007 02 00	75
F FH 7010 02 00	100-125
F FH 7015 02 00	150-175
F FH 7020 02 00	200-250
Set including:	
5 Slotted partitions	610 mm
6 Plain partitions	149 mm
9 Plain partitions	251 mm

ORD. NO. FOR FRONT HEIGHTS

F FH 7007 03 00	75
F FH 7010 03 00	100-125
F FH 7015 03 00	150-175
Set including:	
6 Slotted partitions	610 mm
3 Plain partitions	132 mm
3 Plain partitions	166 mm
14 Plain partitions	200 mm

**ORD. NO.** FOR FRONT HEIGHTS

F FH 7007 04 00	75
F FH 7010 04 00	100-125
F FH 7015 04 00	150-175
F FH 7020 04 00	200-250
F FH 7030 04 00	300
Set including:	
3 Slotted partitions	610 mm
2 Plain partitions	302 mm

ORD. NO. FOR FRONT HEIGHTS

F FH 7007 07 00	75
F FH 7010 07 00	100-125
F FH 7015 07 00	150-175
F FH 7020 07 00	200-250
F FH 7030 07 00	300
Set including:	
6 Slotted partitions	610 mm
4 Plain partitions	149 mm
2 Plain partitions	200 mm
1 Plain partition	302 mm

ORD. NO. FOR FRONT HEIGHTS

F FH 7007 08 00	75
F FH 7010 08 00	100-125
F FH 7015 08 00	150-175
F FH 7020 08 00	200-250
F FH 7030 08 00	300
Set including:	
5 Slotted partitions	610 mm
2 Plain partitions	149 mm
2 Plain partitions	200 mm
2 Plain partitions	302 mm



■ INFO


www.famispa.com

■ Partitioning material: see page A180

