




ORD. NO. F AG L234 S1 50
RAL 7035+5012

ORD. NO. F AG 2040 S1 56
RAL 7035+7000

36 EH (600 mm)



36 EH (600 mm)

FLOOR FIXING SET



2x

- 2 "HILTI" plugs for concrete floors \geq to classes B25/RBK250/MPa 25 N/mm²
- Recommended traction of the plug: 2.9 KN
- Plug diameter: \varnothing 6 mm

ORD. NO. F AG 9204 00 99

CABINET FLOOR FIXING SET

- Pair of spare galvanised brackets
- \varnothing 6 mm hole



ORD. NO. F AG 9200 00 99

CABINETS

ORD. NO.

F AG 2040 S1 56

Complete with 9 drawers,
1 rubber cover top with 3 edges

Dimensions mm 717x726x1020 h

Tools and partitioning material
excluded

CABINET WITH WHEELS

ORD. NO.

F AG L234 S1 50

Complete with 4 drawers,
1 adjustable shelf, 1 flap door,
1 rubber cover MDF top,
1 perforated back panel

Dim. mm 717x802x1091/1791 h

Hooks and tools excluded

RAL 7000 F.01

RAL 6011 F.02

RAL 5012 F.04

RAL 7035 F.08

SUPPLEMENTARY PARTS ■



- Partitioning material: see page A96



- **Spare key.** Always indicate the number on the cylinder lock of the key to be replaced.

ORD. NO. R CSC 0002 00

- **Master key.** This type of key opens all the 45 and 46 series locks.

ORD. NO. R CSC 0001 00



LENGTH = 717 mm DEPTH = 726 mm (36x36 Eh)

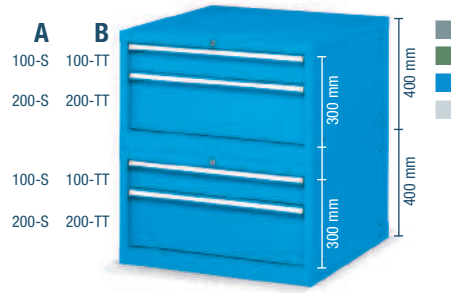
CABINETS SERIES STANDARD G




The door can be closed by the edge of the lower drawer handle (ref. Y)



ORD. NO.	TYPE
F AG 2016 01 04	A
F AG 2016 51 04	B
Cabinet with 3 drawers	
Dim. mm 717x726x400 h Central lock	




ORD. NO.	TYPE
F AG 2016 02 04	A
F AG 2016 52 04	B
Cabinet with 2+2 drawers	
Dim. mm 717x726x800 h Central lock	




ORD. NO.	TYPE
F AG 2016 03 04	A
F AG 2016 53 04	B
Cabinet with 3+3 drawers	
Dim. mm 717x726x800 h Central lock	




ORD. NO.	TYPE
F AG 2028 01 04	A
F AG 2028 51 04	B
Cabinet with 5 drawers	
Dim. mm 717x726x700 h Central lock	




ORD. NO.	TYPE
F AG 2028 02 04	A
F AG 2028 52 04	B
Cabinet with 5 drawers	
Dim. mm 717x726x700 h Central lock	




ORD. NO.	TYPE
F AG 2028 03 04	A
F AG 2028 53 04	B
Cabinet with 6 drawers	
Dim. mm 717x726x700 h Central lock	



ORD. NO.	TYPE
F AG 2032 01 04	A
F AG 2032 51 04	B
Cabinet with 4 drawers	
Dim. mm 717x726x800 h Central lock	



ORD. NO.	TYPE
F AG 2032 02 04	A
F AG 2032 52 04	B
Cabinet with 6 drawers	
Dim. mm 717x726x800 h Central lock	



ORD. NO.	TYPE
F AG 2032 03 04	A
F AG 2032 53 04	B
Cabinet with 7 drawers	
Dim. mm 717x726x800 h Central lock	

KEY



- The cabinets must be secured to the floor or to the wall.
- TT = telescopic full extension (100%)
- S = normal extension (87%)


Partitioning material: see page A96

RAL 7000 F.01

RAL 6011 F.02



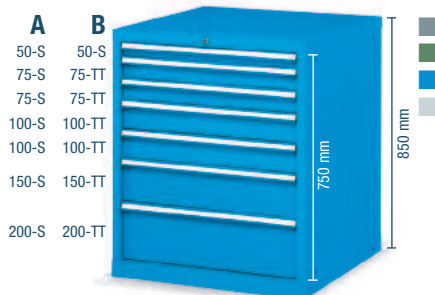
RAL 5012 F.04

RAL 7035 F.08



LENGTH = 717 mm DEPTH = 726 mm (36x36 Eh)

CABINETS SERIES STANDARD G



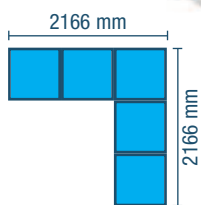

• ORD. NO.	TYPE
F AG 2034 01 04	A
F AG 2034 51 04	B
Cabinet with 7 drawers	
Dimensions mm 717x726x850 h	
Central lock	

• ORD. NO.	TYPE
F AG 2034 02 04	A
F AG 2034 52 04	B
Cabinet with 7 drawers	
Dimensions mm 717x726x850 h	
Central lock	

• ORD. NO.	TYPE
F AG 2034 03 04	A
F AG 2034 53 04	B
Cabinet with 8 drawers	
Dimensions mm 717x726x850 h	
Central lock	

EXAMPLE INCLUDING:

ORD. NO.
F AG ZA02 00 56
1 corner cabinet
6 cabinets with drawers
retractable shelves, adjustable shelves
rubber cover MDF top
Tools, containers and partitioning material excluded





Height 1030/2000 mm

■ RAL 7035 + ■ RAL 7000

RAL 7000 F.01 RAL 6011 F.02 RAL 5012 F.04 RAL 7035 F.08

KEY ■

- The cabinets must be secured to the floor or to the wall.
- TT = telescopic full extension (100%)
- S = normal extension (87%)






■ Partitioning material: see page A180

■ Partitioning material: see page A96

LENGTH = 717 mm DEPTH = 726 mm (36x36 Eh)

CABINETS SERIES STANDARD G



ORD. NO.

F AG 2040 25 04

Cabinet with 2 height adjustable shelves

Dimensions mm 717x726x1000 h

Central lock

ORD. NO.

TYPE

F AG 2040 01 04

A

F AG 2040 51 04

B

Cabinet with 6 drawers

Dim. mm 717x726x1000 h

Central lock

ORD. NO.

TYPE

F AG 2040 11 04

A




F AG 2040 61 04

B

Cabinet with 6 drawers

Dim. mm 717x726x1000 h

Central lock



ORD. NO.

TYPE

F AG 2040 12 04

A

F AG 2040 53 04

B

Cabinet with 7 drawers

Dim. mm 717x726x1000 h

Central lock

ORD. NO.

TYPE

F AG 2040 16 04

A

F AG 2040 52 04

B

Cabinet with 7 drawers

Dim. mm 717x726x1000 h

Central lock

ORD. NO.

TYPE

F AG 2040 02 04

A




F AG 2040 52 04

B

Cabinet with 7 drawers

Dim. mm 717x726x1000 h

Central lock



ORD. NO.

TYPE

F AG 2040 04 04

A

F AG 2040 54 04

B

Cabinet with 8 drawers

Dim. mm 717x726x1000 h

Central lock

ORD. NO.

TYPE

F AG 2040 17 04

A

F AG 2040 67 04

B

Cabinet with 8 drawers

Dim. mm 717x726x1000 h

Central lock

ORD. NO.

TYPE

F AG 2040 18 04

A

F AG 2040 68 04

B

Cabinet with 8 drawers

Dim. mm 717x726x1000 h

Central lock

KEY

RAL 7000 F.01

RAL 6011 F.02


RAL 5012 F.04

RAL 7035 F.08




- The cabinets must be secured to the floor or to the wall.
- TT = telescopic full extension (100%)
- S = normal extension (87%)
- PR = height adjustable shelf


■ Partitioning material: see page A96




CABINETS SERIES STANDARD G




ORD. NO.	TYPE
F AG 2040 05 04	A
F AG 2040 55 04	B
Cabinet with 9 drawers	
Dim. mm 717x726x1000 h Central lock	




ORD. NO.	TYPE
F AG 2040 10 04	A
F AG 2040 60 04	B
Cabinet with 9 drawers	
Dim. mm 717x726x1000 h Central lock	




ORD. NO.	TYPE
F AG 2040 19 04	A
F AG 2040 69 04	B
Cabinet with 9 drawers	
Dim. mm 717x726x1000 h Central lock	




ORD. NO.	TYPE
F AG 2040 20 04	A
F AG 2040 70 04	B
Cabinet with 10 drawers	
Dim. mm 717x726x1000 h Central lock	



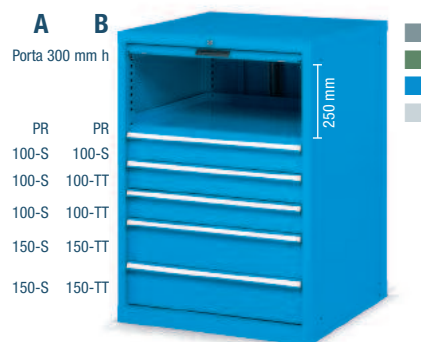
ORD. NO.	TYPE
F AG 2040 08 04	A
F AG 2040 58 04	B
Cabinet with 11 drawers	
Dim. mm 717x726x1000 h Central lock	




ORD. NO.	TYPE
F AG 2040 21 04	A
F AG 2040 71 04	B
Cabinet with 12 drawers	
Dim. mm 717x726x1000 h Central lock	



ORD. NO.	TYPE
F AG 2040 22 04	A
F AG 2040 72 04	B
Cabinet with 1 drawer, 1 retractable shelf, 1 adjustable shelf	
Dimensions mm 717x726x1000 h	
Without lock, with anti-tilt rod	



ORD. NO.	TYPE
F AG 2040 26 04	A
F AG 2040 76 04	B
Cabinet with 5 drawers	
Dimensions mm 717x726x1000 h	
Central lock	



ORD. NO.	TYPE
F AG 2040 27 04	A
F AG 2040 77 04	B
Cabinet with 2 drawers	
Dimensions mm 717x726x1000 h	
Central lock	

RAL 7000 F.01 RAL 6011 F.02 RAL 5012 F.04 RAL 7035 F.08

KEY

■ Single lock see page A58

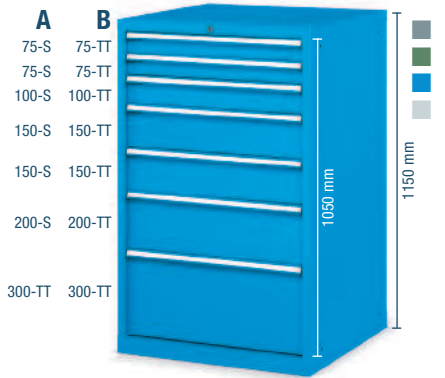
■ Partitioning material: see page A96

■ The cabinets must be secured to the floor or to the wall.


- TT = telescopic full extension (100%)
- PE-TT = full telescopic retractable shelf (100%)
- S = normal extension (87%)
- PE-S = normal retractable shelf (87%)
- PR = height adjustable shelf

LENGTH = 717 mm DEPTH = 726 mm (36x36 Eh)


CABINETS SERIES STANDARD G




ORD. NO.	TYPE
F AG 2046 07 04	A
F AG 2046 57 04	B
Cabinet with 7 drawers	
Dim. mm 717x726x1150 h Central lock	




ORD. NO.	TYPE
F AG 2046 08 04	A
F AG 2046 58 04	B
Cabinet with 9 drawers	
Dim. mm 717x726x1150 h Central lock	




ORD. NO.	TYPE
F AG 2046 09 04	A
F AG 2046 59 04	B
Cabinet with 10 drawers	
Dim. mm 717x726x1150 h Central lock	




ORD. NO.	TYPE
F AG 2053 07 04	A
F AG 2053 57 04	B
Cabinet with 9 drawers	
Dim. mm 717x726x1325 h Central lock	




ORD. NO.	TYPE
F AG 2053 08 04	A
F AG 2053 58 04	B
Cabinet with 10 drawers	
Dim. mm 717x726x1325 h Central lock	




ORD. NO.	TYPE
F AG 2053 03 04	A
F AG 2053 53 04	B
Cabinet with 11 drawers	
Dim. mm 717x726x1325 h Central lock	



ORD. NO.	TYPE
F AG 2053 09 04	A
F AG 2053 59 04	B
Cabinet with 11 drawers	
Dim. mm 717x726x1325 h Central lock	



ORD. NO.	TYPE
F AG 2053 05 04	A
F AG 2053 55 04	B
Cabinet with 12 drawers	
Dim. mm 717x726x1325 h Central lock	



ORD. NO.	TYPE
F AG 2053 10 04	A
F AG 2053 60 04	B
Cabinet with 3 retractable shelves	
Dim. mm 717x726x1325 h Without lock, with anti-tilt rod	

KEY


- RAL 7000 F.01
- RAL 6011 F.02
- RAL 5012 F.04
- RAL 7035 F.08




- TT = telescopic full extension (100%)
- PE-TT = full telescopic retractable shelf (100%)
- S = normal extension (87%)
- PE-S = normal retractable shelf (87%)

The cabinets must be secured to the floor or to the wall.

Partitioning material: see page A96



CABINETS SERIES STANDARD G



ORD. NO.	TYPE
F AG 2058 07 04	A
F AG 2058 57 04	B
Cabinet with 9 drawers	
Dim. mm 717x726x1450 h	Central lock




ORD. NO.	TYPE
F AG 2058 08 04	A
F AG 2058 58 04	B
Cabinet with 9 drawers	
Dim. mm 717x726x1450 h	Central lock



ORD. NO.	TYPE
F AG 2058 02 04	A
F AG 2058 52 04	B
Cabinet with 10 drawers	
Dim. mm 717x726x1450 h	Central lock



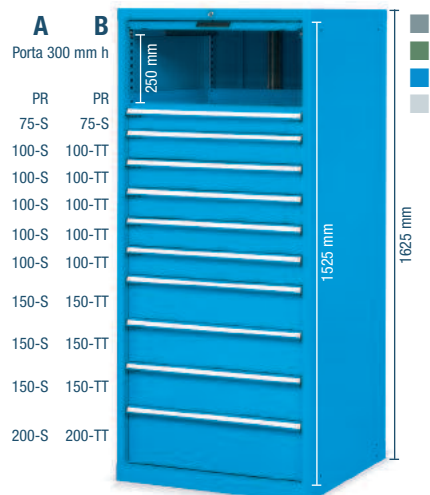
ORD. NO.	TYPE
F AG 2058 09 04	A
F AG 2058 59 04	B
Cabinet with 13 drawers	
Dim. mm 717x726x1450 h	Central lock




ORD. NO.	TYPE
F AG 2058 10 04	A
F AG 2058 60 04	B
Cabinet with 2 retractable shelves, 1 adjustable shelf	
Dimensions mm 717x726x1450 h	Without lock, with anti-tilt rod




ORD. NO.	TYPE
F AG 2058 11 04	A
F AG 2058 61 04	B
Cabinet with 3 drawers	
Dimensions mm 717x726x1450 h	Central lock



ORD. NO.	TYPE
F AG 2065 10 04	A
F AG 2065 60 04	B
Cabinet with 10 drawers	
Dim. mm 717x726x1625 h	Central lock



ORD. NO.	TYPE
F AG 2065 07 04	A
F AG 2065 57 04	B
Cabinet with 13 drawers	
Dim. mm 717x726x1625 h	Central lock



ORD. NO.	TYPE
F AG 2065 09 04	A
F AG 2065 59 04	B
Cabinet with 14 drawers	
Dim. mm 717x726x1625 h	Central lock

LENGTH = 717 mm DEPTH = 726 mm (36x36 Eh)

CABINETS SERIES STANDARD G



ORD. NO.	TYPE
F AG S228 01 04	A
F AG S228 51 04	B
Cabinet with 5 drawers, cabinet load capacity: 400 kg	
Ø 125 mm wheels in elastic rubber	
Dim. mm 717x802x927 h	Central lock



ORD. NO.	TYPE
F AG S228 02 04	A
F AG S228 52 04	B
Cabinet with 5 drawers, cabinet load capacity: 400 kg	
Ø 125 mm wheels in elastic rubber	
Dim. mm 717x802x927 h	Central lock



ORD. NO.	TYPE
F AG S228 03 04	A
F AG S228 53 04	B
Cabinet with 6 drawers, cabinet load capacity: 400 kg	
Ø 125 mm wheels in elastic rubber	
Dim. mm 717x802x927 h	Central lock



ORD. NO.	TYPE
F AG S232 01 04	A
F AG S232 51 04	B
Cabinet with 4 drawers, portata armadio: 400 kg	
Ø 125 mm wheels in elastic rubber	
Dim. mm 717x802x1027 h	Central lock



ORD. NO.	TYPE
F AG S232 02 04	A
F AG S232 52 04	B
Cabinet with 6 drawers, portata armadio: 400 kg	
Ø 125 mm wheels in elastic rubber	
Dim. mm 717x802x1027 h	Central lock



ORD. NO.	TYPE
F AG S232 03 04	A
F AG S232 53 04	B
Cabinet with 7 drawers, portata armadio: 400 kg	
Ø 125 mm wheels in elastic rubber	
Dim. mm 717x802x1027 h	Central lock



ORD. NO.	TYPE
F AG S234 01 04	A
F AG S234 51 04	B
Cabinet with 7 drawers	
Cabinet load capacity: 400 kg	
Ø 125 mm wheels in elastic rubber	
Dim. mm 717x802x1077 h	Central lock



ORD. NO.	TYPE
F AG S234 02 04	A
F AG S234 52 04	B
Cabinet with 7 drawers	
Cabinet load capacity: 400 kg	
Ø 125 mm wheels in elastic rubber	
Dim. mm 717x802x1077 h	Central lock



ORD. NO.	TYPE
F AG S234 03 04	A
F AG S234 53 04	B
Cabinet with 8 drawers	
Cabinet load capacity: 400 kg	
Ø 125 mm wheels in elastic rubber	
Dim. mm 717x802x1077 h	Central lock

KEY

- RAL 7000 F.01
- RAL 6011 F.02
- RAL 5012 F.04
- RAL 7035 F.08




- TT = telescopic full extension (100%)
- S = normal extension (87%)
- PR = height adjustable shelf
- All indicated loads are net and refer to evenly distributed weights.



The handles can be fitted towards the bottom thereby reducing the height by 38 mm.

Partitioning material: see page A96



CABINETS SERIES STANDARD G



ORD. NO.	TYPE
F AG S240 01 04	A
F AG S240 51 04	B
Cabinet with 6 drawers	
Cabinet load capacity: 400 kg	
Ø 125 mm wheels in elastic rubber	
Dimensions mm 717x802x1227 h	
Central lock	

ORD. NO.	TYPE
F AG S240 02 04	A
F AG S240 52 04	B
Cabinet with 7 drawers	
Cabinet load capacity: 400 kg	
Ø 125 mm wheels in elastic rubber	
Dimensions mm 717x802x1227 h	
Central lock	


ORD. NO.	TYPE
F AG S240 04 04	A
F AG S240 54 04	B
Cabinet with 8 drawers	
Cabinet load capacity: 400 kg	
Ø 125 mm wheels in elastic rubber	
Dimensions mm 717x802x1227 h	
Central lock	

■ The door can be closed by the edge of the lower drawer handle (ref. Y)



RAL 7000 F.01 RAL 6011 F.02 RAL 5012 F.04 RAL 7035 F.08

KEY ■



■ Partitioning material: see page A96

■ The handles can be fitted towards the bottom thereby reducing the height by 38 mm.



- TT = telescopic full extension (100%)
- S = normal extension (87%)
- All indicated loads are net and refer to evenly distributed weights.



LENGTH = 717 mm DEPTH = 726 mm (36x36 Eh)

CABINETS SERIES STANDARD G

EXAMPLE INCLUDING:**ORD. NO.****F AG L234 S1 50**

1 cabinet with wheels complete with 4 drawers

1 adjustable shelf

1 flap door

1 rubber covered MDF top

1 perforated back panel

Dimensions mm 717x802x1091/1791 h

Tools, hooks and toolboxes excluded



■ RAL 7035 + ■ RAL 5012

■ KEY

RAL 7000 F.01

RAL 6011 F.02

RAL 5012 F.04

RAL 7035 F.08

■ Partitioning material: see page A96

■ Hooks see page C66



■ All indicated loads are net and refer to evenly distributed weights.



CABINETS SERIES STANDARD G

EMPTY CABINETS

ORD. NO.	USABLE HEIGHT mm	LOAD CAPACITY kg	DIMENSIONS mm
F AG 2016 00 04	300	3100	717x726x400 h
F AG 2028 00 04	600	3100	717x726x700 h
F AG 2032 00 04	700	3100	717x726x800 h
F AG 2034 00 04	750	3100	717x726x850 h
F AG 2040 00 04	900	3100	717x726x1000 h
F AG 2046 00 04	1050	3100	717x726x1150 h
F AG 2053 00 04	1225	3100	717x726x1325 h
F AG 2058 00 04	1350	3100	717x726x1450 h
F AG 2065 00 04	1525	3100	717x726x1625 h



■ 01 ■ 02 ■ 04 ■ 08

■ The cabinets must be secured to the floor or to the wall. If the cabinets are stacked they must be secured to the wall and their load capacity must be divided by 2. Further information for fixing set see page A82.


SPARE LOCK

ORD. NO. R CSR 0003 00
for cabinet

NORMAL EXTENSION DRAWERS (S)

ORD. NO.	FRONT HEIGHT mm	LOAD CAPACITY kg	USABLE DIMENSIONS mm
F FG 2005 00 04	50	60	600x600x36 h
F FG 2007 00 04	75	80	600x600x61 h
F FG 2010 00 04	100	100	600x600x86 h
F FG 2012 00 04	125	100	600x600x111 h
F FG 2015 00 04	150	100	600x600x136 h
F FG 2017 00 04	175	100	600x600x161 h
F FG 2020 00 04	200	100	600x600x186 h
F FG 2030 00 04	300	100	600x600x286 h

Normal extension (87%)




■ 01
■ 02
■ 04
■ 08

■ Partitioning material: see page A96-A97

FULL TELESCOPIC EXTENSION DRAWERS (TT)

ORD. NO.	FRONT HEIGHT mm	LOAD CAPACITY kg	USABLE DIMENSIONS mm
F FG 2107 00 04	75	200	600x600x54 h
F FG 2110 00 04	100	200	600x600x79 h
F FG 2112 00 04	125	200	600x600x104 h
F FG 2115 00 04	150	200	600x600x129 h
F FG 2117 00 04	175	200	600x600x154 h
F FG 2120 00 04	200	200	600x600x179 h
F FG 2125 00 04	250	200	600x600x229 h
F FG 2130 00 04	300	200	600x600x279 h
F FG 2140 00 04	400	200	600x600x379 h

Full telescopic extension (100%)




■ 01
■ 02
■ 04
■ 08

■ Partitioning material: see page A96-A97

NORMAL EXTENSION SHELVES (PE-S)

ORD. NO.	SIDE HEIGHT mm	LOAD CAPACITY kg	USABLE DIMENSIONS mm
F FG 8020 00 04	-	100	610x610

Normal extension (87%)




■ 01
■ 02
■ 04
■ 08

FULL TELESCOPIC EXTENSION SHELVES (PE-TT)

ORD. NO.	SIDE HEIGHT mm	LOAD CAPACITY kg	USABLE DIMENSIONS mm
F FG 8120 00 04	-	200	610x610

Full telescopic extension (100%)




■ 01
■ 02
■ 04
■ 08

ADJUSTABLE SHELVES

ORD. NO.	SIDE HEIGHT mm	LOAD CAPACITY kg	USABLE DIMENSIONS mm
F SR 1260 01 04	25	150	618x618

Without extension system



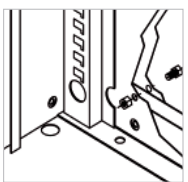
■ 01
■ 02
■ 04
■ 08

LENGTH = 717 mm DEPTH = 726 mm (36x36 Eh)

CABINETS SERIES STANDARD G

CABINET TO CABINET FIXING

■ The article includes:
4 M8 nuts and bolts




ORD. NO. F AG 9202 00 99

**TWO SIDED ADHESIVE TAPE**

ORD. NO.

R CMV 0025 00

width 15 mm, length 50 metres



■ 07

TOP SHELF

ORD. NO.

DIMENSIONS mm

F AG 9003 01 07

717x726x20 h

oil-resistant rubber cover top with 3 edges



■ 07

PLINTHS

ORD. NO.

F RR 0070 00 07

Plinths height 50 mm




■ 07

PLINTHS FOR TRANSPALLET

ORD. NO.

F RR 0310 00 07 Plinths height 100 mm

F RR 0405 00 07 Facing piece



■ 07

PLINTHS FOR FORK LIFT TRUCK

ORD. NO.

F RR 0230 00 07 Pair of plinths height 60 mm

F RR 0400 00 07 Facing piece

EXAMPLE INCLUDING:

ORD. NO.

F AG 2040 S2 56

9 drawers

1 rubber cover top with 3 edges

1 plinth for transpallet

Dimensions mm 717x726x1120 h

Tools and partitioning material excluded



■ RAL 7035 +
■ RAL 7000

plinth for transpallet

■ **INFO**

RAL 7000 F.01

RAL 6011 F.02

RAL 5012 F.04

RAL 7035 F.08

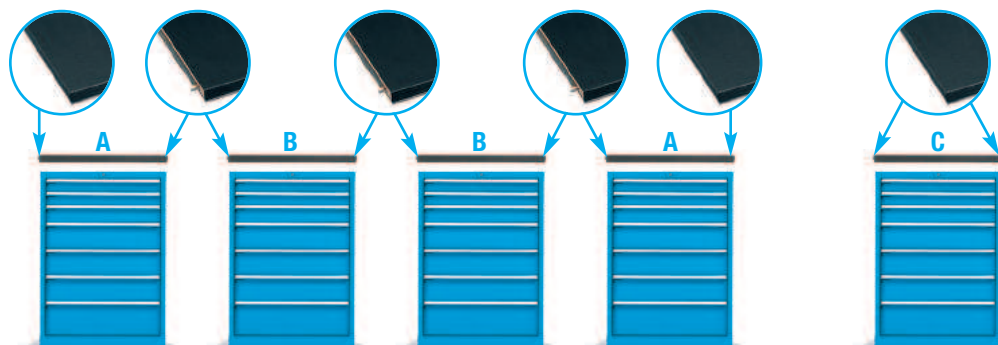


www.famispa.com



CABINETS SERIES STANDARD G

UPPER MDF TOP WITH RUBBER COVERING DIMENSIONS 718x726x31,5 mm H




ORD. NO. F UZ 9999 00 00

Drilling of the cabinet upper shelf for the MDF top fixing.



Detail of the oil-resistant rubber



■ 07

A

ORD. NO.


F UZ 3220 11 07

MDF top with rubber covering

Side profile

For end cabinets

Oil-resistant rubber mat



■ 07

B


ORD. NO.

F UZ 3220 12 07

MDF top with rubber covering

No side profile

For additional central cabinets Oil-resist. rubber mat



■ 07

C

ORD. NO.

F UZ 3220 13 07

MDF top with rubber covering

2 side profiles

For single cabinet

Oil-resistant rubber mat

CABINETS PREPARED FOR WHEELS

Cabinets prepared for wheels including: wheel plate, 4 edged top with oil-resistant rubber, 2 steel handles covered with shock-resistant rubber, cylinder lock with 2 keys, anti-tilt rod.

■ The single drawer opening system ORD. NO. F DD 9400 00 07 must be applied to all drawers of mobile cabinets.



- 01
- 02
- 04
- 08


ORD. NO.

F AG 0228 00 04

Overall dim. mm:

717x802x767 h without wheels

*Wheel plate thickness



- 01
- 02
- 04
- 08

ORD. NO.

F AG 0232 00 04

Overall dim. mm:

717x802x867 h without wheels

*Wheel plate thickness



- 01
- 02
- 04
- 08


ORD. NO.

F AG 0234 00 04

Overall dim. mm:

717x802x917 h without wheels

*Wheel plate thickness



- 01
- 02
- 04
- 08

ORD. NO.

F AG 0240 00 04

Overall dim. mm:

717x802x1067 h without wheels

*Wheel plate thickness

ELASTIC RUBBER SWIVEL WHEEL WITH BRAKE

ORD. NO.	Ø mm	CABINET LOAD CAPACITY	C mm
C RG DCE15 125	125	400 kg	160

ELASTIC RUBBER FIXED WHEEL

ORD. NO.	Ø mm	CABINET LOAD CAPACITY	C mm
C RG BCE15 125	125	400 kg	160

NYLON SWIVEL WHEEL WITH BRAKE

ORD. NO.	Ø mm	CABINET LOAD CAPACITY	C mm
C RN DAD10 100	100	235 kg	130
C RN DAD11 125	125	400 kg	160

NYLON FIXED WHEEL

ORD. NO.	Ø mm	CABINET LOAD CAPACITY	C mm
C RN BAD10 100	100	235 kg	130
C RN BAD11 125	125	400 kg	160

RAL 7000 F.01 RAL 6011 F.02 RAL 5012 F.04 RAL 7035 F.08

KEY ■



■ Other types of wheels see page A52

■ The handles can be fitted towards the bottom thereby reducing the height by 38 mm.




■ All indicated loads are net and refer to evenly distributed weights.



LENGTH = 717 mm DEPTH = 726 mm (36x36 Eh)


CABINETS SERIES STANDARD G

PERFORATED BACK PANEL



■ 01
■ 02
■ 04


ORD. NO.	DIMENSIONS mm
F DF 7942 00 04	716x93x420 h
F DF 7970 00 04	716x93x700 h



■ This type of panel can be applied with an MDF top (see page A94) or with a multiplex worktop.

■ Hooks see page C66

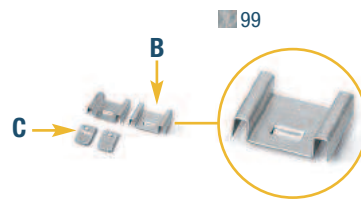
FLAP DOOR



■ 01
■ 02
■ 04
■ 08


ORD. NO.	REFERENCE
F AG 9530 00 04	A+(Cx2)

Flap door with 2 guides and 2 brackets to block the door with the lower drawer locked.




ORD. NO.	REFERENCE
F DA 9698 00 99	B

The order number includes just 1 piece. 2 pieces are needed for each door.



■ The two stops (ref. B) must be used when the door is fitted along with the normal or full telescopic extension drawer (ref. Z). See photo ref. 5 page A79 to understand the usable internal volume.




■ The two stops (ref. B) are not required when the door is fitted along with the adjustable shelf (ref. T) ORD. NO. F SR 1260 01 .. N. B. the drawer (ref. Y) must be normal extension.

■ The door can be closed by the edge of the lower drawer handle (ref. Y)




RACK




ORD. NO.
C MV 99 126

Standard (600x150 mm) CD or DVD rack.

Warning: The rack is supplied with length of 36 Eh (600 mm).




■ Standard CD or DVD cases (142x10x125 mm) can be stored into the 175 mm h drawer (with 4 ORD. NO. C MV 99 126 racks). The cases can be stored with their **spines facing upwards**. The racks are supplied with a length of 36 Eh (600 mm).
Quantity of CD/DVD cases which can be stored in one drawer:
drawer 175 normal extension: 120 pcs.
drawer 175 full telescopic extension: 160 pcs.




■ Standard CD or DVD cases (142x10x125 mm) can be stored into the 150 mm h drawer (with 4 ORD. NO. C MV 99 126 racks). The cases can be stored with their **spines facing sideways**. The racks are supplied with a length of 36 Eh (600 mm).
Quantity of CD/DVD cases which can be stored in one drawer:
drawer 150 normal extension: 120 pcs.
drawer 150 full telescopic extension: 160 pcs.


CABINETS SERIES STANDARD G




ORD. NO.	FOR FRONT HEIGHTS
F FH 2005 15 00	50-300
Set including:	
16 Troughs	2 grooves
35 Plain partitions	73 mm




ORD. NO.	FOR FRONT HEIGHTS
F FH 2005 16 00	50-300
Set including:	
16 Troughs	3 grooves
50 Plain partitions	47 mm



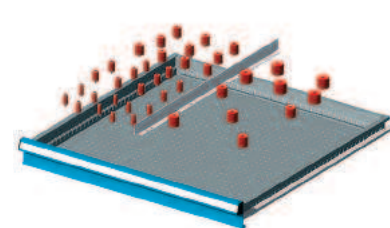
ORD. NO.	FOR FRONT HEIGHTS
F FH 2005 17 00	50-300
Set including:	
16 Troughs	4 grooves
65 Plain partitions	36 mm



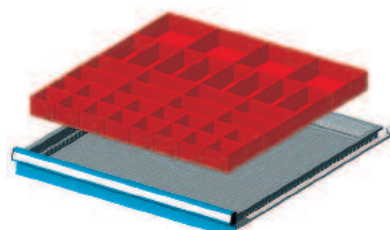
ORD. NO.	FOR FRONT HEIGHTS
F FH 2005 20 00	50-300
Set including:	
4 Troughs	4 grooves
30 Plain partitions	36 mm
8 Troughs	3 grooves
20 Plain partitions	47 mm
4 Troughs	2 grooves
10 Plain partitions	73 mm



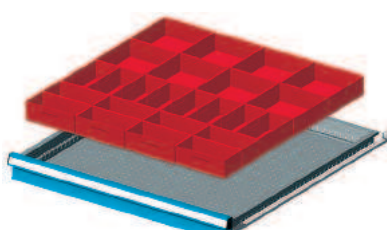
ORD. NO.	FOR FRONT HEIGHTS
F FH 2005 21 00	50-300
Set including:	
8 Troughs	4 grooves
24 Plain partitions	36 mm
8 Troughs	3 grooves
16 Plain partitions	47 mm



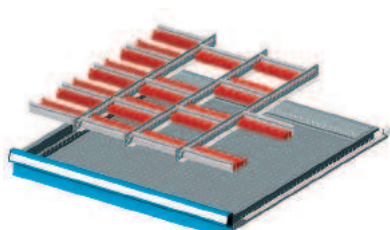
ORD. NO.	FOR FRONT HEIGHTS
F FH 2005 19 00	50-300
Set including:	
1 Plain partition	610 mm
10 Cutter holders	Ø 12,2 mm
10 Cutter holders	Ø 15,5 mm
10 Cutter holders	Ø 21,5 mm
5 Cutter holders	Ø 26,5 mm
5 Cutter holders	Ø 31,2 mm



ORD. NO.	FOR FRONT HEIGHTS
F FH 2005 12 00	50
F FH 2007 12 00	75
Set including:	
16 Plastic boxes	75x75 mm
16 Plastic boxes	150x75 mm
4 Plastic boxes	150x150 mm



ORD. NO.	FOR FRONT HEIGHTS
F FH 2005 13 00	50
F FH 2007 13 00	75
F FH 2010 13 00	100-125
Set including:	
16 Plastic boxes	150x75 mm
8 Plastic boxes	150x150 mm



ORD. NO.	FOR FRONT HEIGHTS
F FH 2005 25 00	50-300
Set including:	
3 Slotted partitions	610 mm
15 Plain partitions	149 mm
4 Angle trays	6 grooves
3 Angle trays	8 grooves
4 Angle trays	11 grooves



■ Partitioning material: see page A180


INFO ■

www.famispa.com




LENGTH = 717 mm DEPTH = 726 mm (36x36 Eh)


CABINETS SERIES STANDARD G




ORD. NO.	FOR FRONT HEIGHTS
F FH 2005 05 00	50
F FH 2007 05 00	75
F FH 2010 05 00	100-125
F FH 2015 05 00	150-175
F FH 2020 05 00	200-250
F FH 2030 05 00	300
Set including:	
1 Slotted partition	610 mm
2 Plain partitions	302 mm




ORD. NO.	FOR FRONT HEIGHTS
F FH 2005 06 00	50
F FH 2007 06 00	75
F FH 2010 06 00	100-125
F FH 2015 06 00	150-175
F FH 2020 06 00	200-250
F FH 2030 06 00	300
Set including:	
2 Slotted partitions	610 mm
3 Plain partitions	200 mm




ORD. NO.	FOR FRONT HEIGHTS
F FH 2005 07 00	50
F FH 2007 07 00	75
F FH 2010 07 00	100-125
F FH 2015 07 00	150-175
F FH 2020 07 00	200-250
Set including:	
3 Slotted partitions	610 mm
15 Plain partitions	149 mm




ORD. NO.	FOR FRONT HEIGHTS
F FH 2005 22 00	50
F FH 2007 22 00	75
F FH 2010 22 00	100-125
F FH 2015 22 00	150-175
F FH 2020 22 00	200-250
Set including:	
4 Plain partitions	610 mm




ORD. NO.	FOR FRONT HEIGHTS
F FH 2005 23 00	50
F FH 2007 23 00	75
F FH 2010 23 00	100-125
F FH 2015 23 00	150-175
F FH 2020 23 00	200-250
Set including:	
1 Slotted partition	610 mm
3 Plain partitions	455 mm
1 Plain partition	149 mm




ORD. NO.	FOR FRONT HEIGHTS
F FH 2005 24 00	50
F FH 2007 24 00	75
F FH 2010 24 00	100-125
F FH 2015 24 00	150-175
Set including:	
1 Slotted partition	610 mm
5 Plain partitions	405 mm
4 Plain partitions	98 mm



ORD. NO.	FOR FRONT HEIGHTS
F FH 2005 08 00	50
F FH 2007 08 00	75
F FH 2010 08 00	100-125
Set including:	
4 Slotted partitions	610 mm
12 Plain partitions	98 mm
9 Plain partitions	149 mm



ORD. NO.	FOR FRONT HEIGHTS
F FH 2005 09 00	50
F FH 2007 09 00	75
F FH 2010 09 00	100-125
F FH 2015 09 00	150-175
Set including:	
5 Slotted partitions	610 mm
20 Plain partitions	98 mm



ORD. NO.	FOR FRONT HEIGHTS
F FH 2015 18 00	150-175
F FH 2020 18 00	200-250
Set including:	
6 Cassette athena	300x200 mm

■ INFO


www.famispa.com

■ Partitioning material: see page A180

